

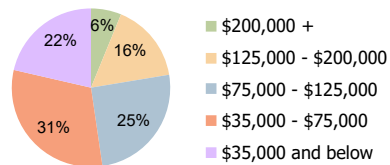
Bristol Plaza - Santa Ana Santa Ana, CA	1 Mile Radius	3 Mile Radius	5 Mile Radius
--	---------------	---------------	---------------

Current Year Demographics

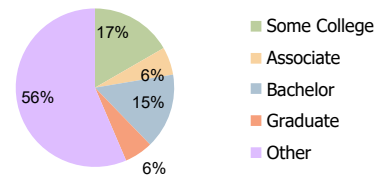
Current Population	37,314	225,853	660,287
Total Daytime Pop	40,172	407,163	913,561
Workplace Pop	21,398	260,371	480,162
Average Household Income	\$91,026	\$90,557	\$95,914
Average Disposable Income	\$75,805	\$73,794	\$76,166
Total Households	11,808	59,283	190,691
Median Home Value	\$680,304	\$696,117	\$808,287
College (4+)	28.6%	21.2%	28.7%
Total Consumer Spending/Capita (Weekly)	\$383	\$376	\$379
Population per Household	2.13	2.01	2.47
% of Households with Children	25.8%	32.4%	33.7%

2024 Demographic Projections

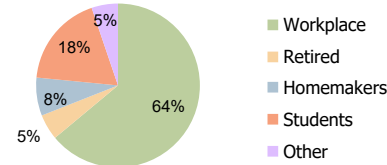
Projected Population	37,836	227,703	666,187
Projected 5 Year Annual Growth Rate (Pop)	0.3%	0.2%	0.2%



Household Income (3 Mile Radius)



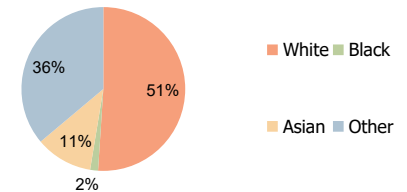
Education (3 Mile Radius)



Daytime Population (3 Mile Radius)

Hispanic Ethnicity

67% Hispanic | 33% Non Hispanic



Race (3 Mile Radius)



Demographic Summary Report

2000, 2010 Census, 2019 Estimates & 2024 Projections
 Calculated using TAS Retrieval

Bristol Plaza - Santa Ana Santa Ana, CA		1 Mile Radius	3 Mile Radius	5 Mile Radius
Population	Current Estimated Population	37,314	225,853	660,287
	2010 Census Population	34,902	215,544	633,460
	2000 Census Population	32,501	215,148	627,164
	Historical Annual Growth 2000 to 2010	0.7%	0.0%	0.1%
	Estimated Annual Growth 2010 to 2019	0.7%	0.5%	0.4%
	Projected Annual Growth 2019 to 2024	0.3%	0.2%	0.2%
Ethnic	Hispanic or Latino Population	56%	67%	52%
	Non Hispanic or Latino Population	44%	33%	48%
Race	White	52.8%	51.0%	51.1%
	Black or African American	2.5%	1.6%	1.5%
	Asian & Pacific Islander	17.0%	11.3%	17.6%
	Other Races	27.6%	36.1%	29.9%

