

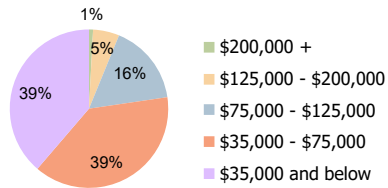
Coastal Way - Coastal Landing Brooksville, FL	1 Mile Radius	3 Mile Radius	5 Mile Radius
--	---------------	---------------	---------------

### Current Year Demographics

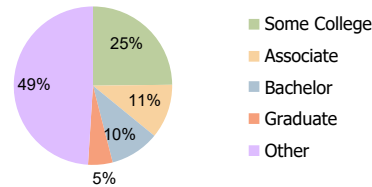
Current Population	4,312	33,148	80,009
Total Daytime Pop	8,695	32,110	72,839
Workplace Pop	3,589	8,630	17,424
Average Household Income	\$52,135	\$54,367	\$57,049
Average Disposable Income	\$46,236	\$47,681	\$49,270
Total Households	1,846	13,678	32,062
Median Home Value	\$191,187	\$207,823	\$243,190
College (4+)	15.9%	15.1%	15.6%
Total Consumer Spending/Capita (Weekly)	\$328	\$327	\$328
Population per Household	2.13	2.01	2.47
% of Households with Children	18.6%	22.5%	24.4%

### 2024 Demographic Projections

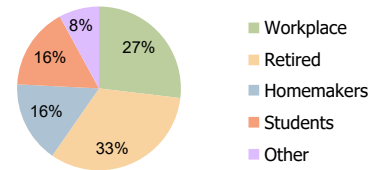
Projected Population	4,778	36,937	90,105
Projected 5 Year Annual Growth Rate (Pop)	2.1%	2.2%	2.4%



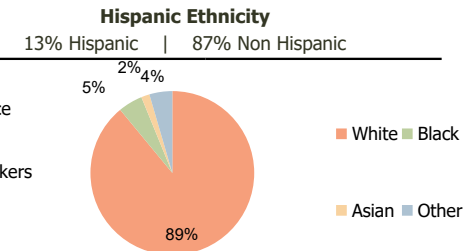
Household Income (3 Mile Radius)



Education (3 Mile Radius)



Daytime Population (3 Mile Radius)



Race (3 Mile Radius)



# Demographic Summary Report

2000, 2010 Census, 2019 Estimates & 2024 Projections  
 Calculated using TAS Retrieval

Coastal Way - Coastal Landing Brooksville, FL		1 Mile Radius	3 Mile Radius	5 Mile Radius
<b>Population</b>	Current Estimated Population	4,312	33,148	80,009
	2010 Census Population	3,972	30,058	70,557
	2000 Census Population	2,790	19,873	46,546
	Historical Annual Growth 2000 to 2010	3.6%	4.2%	4.2%
	Estimated Annual Growth 2010 to 2019	0.9%	1.0%	1.3%
	Projected Annual Growth 2019 to 2024	2.1%	2.2%	2.4%
<b>Ethnic</b>	Hispanic or Latino Population	11%	13%	13%
	Non Hispanic or Latino Population	89%	87%	87%
<b>Race</b>	White	90.1%	89.0%	88.8%
	Black or African American	4.7%	4.8%	4.9%
	Asian & Pacific Islander	1.6%	1.6%	1.5%
	Other Races	3.6%	4.5%	4.8%

