

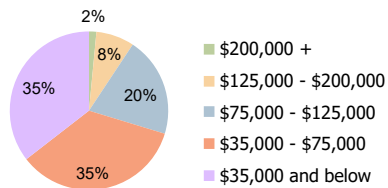
Coconut Creek Plaza Coconut Creek, FL	1 Mile Radius	3 Mile Radius	5 Mile Radius
--	---------------	---------------	---------------

Current Year Demographics

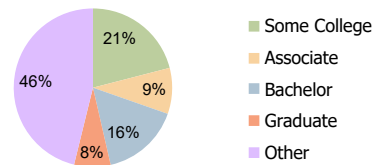
Current Population	14,886	143,707	396,368
Total Daytime Pop	20,810	151,645	428,010
Workplace Pop	10,590	65,151	203,527
Average Household Income	\$56,555	\$61,769	\$67,014
Average Disposable Income	\$50,295	\$53,843	\$57,170
Total Households	7,662	57,944	153,722
Median Home Value	\$208,883	\$298,348	\$325,994
College (4+)	29.2%	23.5%	25.0%
Total Consumer Spending/Capita (Weekly)	\$354	\$356	\$359
Population per Household	2.13	2.01	2.47
% of Households with Children	16.1%	23.8%	28.1%

2024 Demographic Projections

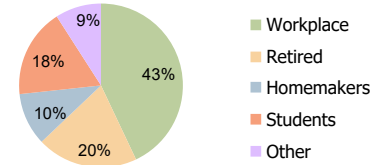
Projected Population	14,730	146,581	404,326
Projected 5 Year Annual Growth Rate (Pop)	-0.2%	0.4%	0.4%



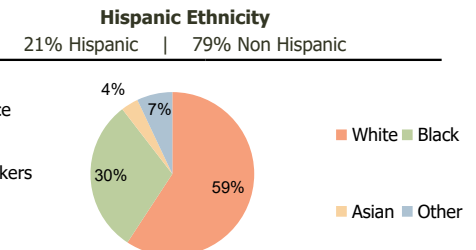
Household Income (3 Mile Radius)



Education (3 Mile Radius)



Daytime Population (3 Mile Radius)



Race (3 Mile Radius)



Demographic Summary Report

2000, 2010 Census, 2019 Estimates & 2024 Projections
 Calculated using TAS Retrieval

Coconut Creek Plaza Coconut Creek, FL		1 Mile Radius	3 Mile Radius	5 Mile Radius
Population	Current Estimated Population	14,886	143,707	396,368
	2010 Census Population	14,446	128,770	357,741
	2000 Census Population	14,122	121,631	344,676
	Historical Annual Growth 2000 to 2010	0.2%	0.6%	0.4%
	Estimated Annual Growth 2010 to 2019	0.3%	1.2%	1.1%
	Projected Annual Growth 2019 to 2024	-0.2%	0.4%	0.4%
Ethnic	Hispanic or Latino Population	19%	21%	23%
	Non Hispanic or Latino Population	81%	79%	77%
Race	White	77.0%	59.2%	59.0%
	Black or African American	14.7%	30.3%	30.3%
	Asian & Pacific Islander	2.8%	3.4%	3.2%
	Other Races	5.4%	7.0%	7.6%

