



Demographic Summary Report

2000, 2010 Census, 2019 Estimates & 2024 Projections
 Calculated using TAS Retrieval

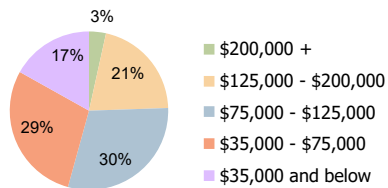
Elk Park Center Elk River, MN	1 Mile Radius	3 Mile Radius	5 Mile Radius
----------------------------------	---------------	---------------	---------------

Current Year Demographics

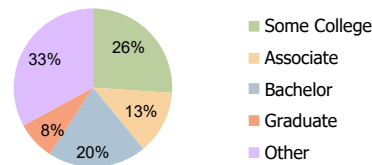
Current Population	6,634	24,747	40,003
Total Daytime Pop	10,048	22,502	32,820
Workplace Pop	6,626	10,817	13,401
Average Household Income	\$77,832	\$93,748	\$98,417
Average Disposable Income	\$63,783	\$75,260	\$78,622
Total Households	2,614	8,824	14,045
Median Home Value	\$318,874	\$323,254	\$323,300
College (4+)	23.0%	28.0%	27.7%
Total Consumer Spending/Capita (Weekly)	\$380	\$393	\$398
Population per Household	2.13	2.01	2.47
% of Households with Children	28.9%	35.3%	37.1%

2024 Demographic Projections

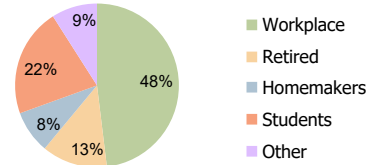
Projected Population	6,814	25,797	42,154
Projected 5 Year Annual Growth Rate (Pop)	0.5%	0.8%	1.1%



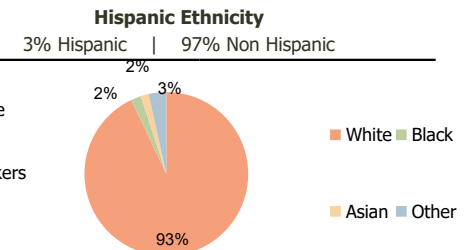
Household Income (3 Mile Radius)



Education (3 Mile Radius)



Daytime Population (3 Mile Radius)



Race (3 Mile Radius)



Demographic Summary Report

2000, 2010 Census, 2019 Estimates & 2024 Projections
 Calculated using TAS Retrieval

Elk Park Center Elk River, MN		1 Mile Radius	3 Mile Radius	5 Mile Radius
Population	Current Estimated Population	6,634	24,747	40,003
	2010 Census Population	6,072	22,233	35,583
	2000 Census Population	6,041	16,707	25,343
	Historical Annual Growth 2000 to 2010	0.1%	2.9%	3.5%
	Estimated Annual Growth 2010 to 2019	0.9%	1.1%	1.2%
	Projected Annual Growth 2019 to 2024	0.5%	0.8%	1.1%
Ethnic	Hispanic or Latino Population	3%	3%	3%
	Non Hispanic or Latino Population	97%	97%	97%
Race	White	92.1%	93.0%	93.6%
	Black or African American	2.0%	2.0%	1.7%
	Asian & Pacific Islander	1.3%	1.6%	1.5%
	Other Races	4.6%	3.5%	3.2%

