

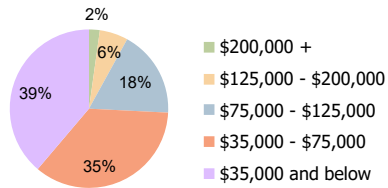
Fashion Corners Saginaw, MI	1 Mile Radius	3 Mile Radius	5 Mile Radius
--------------------------------	---------------	---------------	---------------

### Current Year Demographics

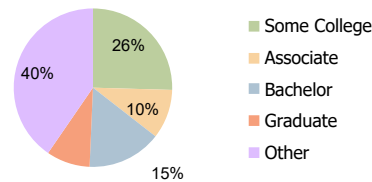
Current Population	3,500	41,363	93,613
Total Daytime Pop	16,923	53,806	116,913
Workplace Pop	12,601	28,281	58,296
Average Household Income	\$57,635	\$59,851	\$58,229
Average Disposable Income	\$44,065	\$48,988	\$47,267
Total Households	1,490	16,736	37,364
Median Home Value	\$137,566	\$113,680	\$111,008
College (4+)	26.2%	24.1%	23.4%
Total Consumer Spending/Capita (Weekly)	\$306	\$316	\$314
Population per Household	2.13	2.01	2.47
% of Households with Children	17.4%	24.6%	24.9%

### 2024 Demographic Projections

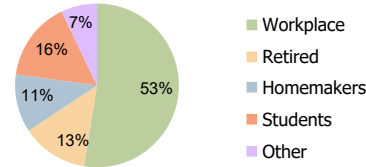
Projected Population	3,410	40,116	90,750
Projected 5 Year Annual Growth Rate (Pop)	-0.5%	-0.6%	-0.6%



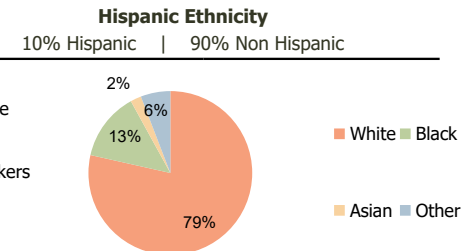
Household Income (3 Mile Radius)



Education (3 Mile Radius)



Daytime Population (3 Mile Radius)



Race (3 Mile Radius)



# Demographic Summary Report

2000, 2010 Census, 2019 Estimates & 2024 Projections  
 Calculated using TAS Retrieval

Fashion Corners Saginaw, MI		1 Mile Radius	3 Mile Radius	5 Mile Radius
<b>Population</b>	Current Estimated Population	3,500	41,363	93,613
	2010 Census Population	3,522	42,216	98,233
	2000 Census Population	3,179	42,258	103,962
	Historical Annual Growth 2000 to 2010	1.0%	0.0%	-0.6%
	Estimated Annual Growth 2010 to 2019	-0.1%	-0.2%	-0.5%
	Projected Annual Growth 2019 to 2024	-0.5%	-0.6%	-0.6%
<b>Ethnic</b>	Hispanic or Latino Population	7%	10%	10%
	Non Hispanic or Latino Population	93%	90%	90%
<b>Race</b>	White	76.4%	78.5%	68.2%
	Black or African American	13.7%	13.5%	23.3%
	Asian & Pacific Islander	5.4%	2.2%	1.9%
	Other Races	4.6%	5.9%	6.5%

