

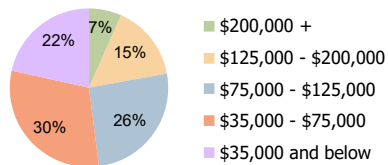
Island Plaza James Island, SC	1 Mile Radius	3 Mile Radius	5 Mile Radius
----------------------------------	---------------	---------------	---------------

Current Year Demographics

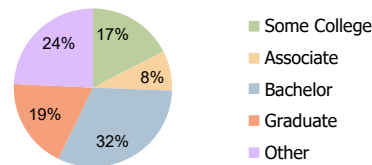
Current Population	7,272	32,208	62,945
Total Daytime Pop	5,356	21,546	74,403
Workplace Pop	1,122	5,488	35,648
Average Household Income	\$90,574	\$93,464	\$103,154
Average Disposable Income	\$69,757	\$74,183	\$78,567
Total Households	3,109	14,208	27,829
Median Home Value	\$368,007	\$410,322	\$469,895
College (4+)	43.9%	50.2%	54.0%
Total Consumer Spending/Capita (Weekly)	\$346	\$351	\$353
Population per Household	2.13	2.01	2.47
% of Households with Children	18.5%	20.8%	19.6%

2024 Demographic Projections

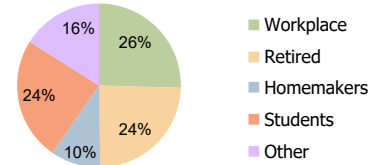
Projected Population	7,292	32,186	63,052
Projected 5 Year Annual Growth Rate (Pop)	0.1%	0.0%	0.0%



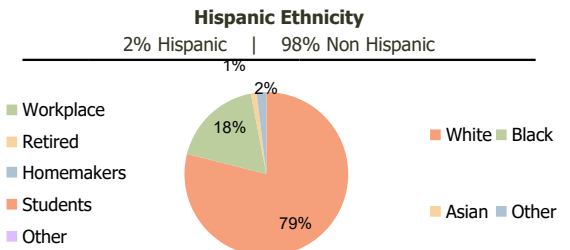
Household Income (3 Mile Radius)



Education (3 Mile Radius)



Daytime Population (3 Mile Radius)



Race (3 Mile Radius)



Demographic Summary Report

2000, 2010 Census, 2019 Estimates & 2024 Projections
 Calculated using TAS Retrieval

Island Plaza James Island, SC		1 Mile Radius	3 Mile Radius	5 Mile Radius
Population	Current Estimated Population	7,272	32,208	62,945
	2010 Census Population	6,512	29,108	57,968
	2000 Census Population	5,813	25,118	52,474
	Historical Annual Growth 2000 to 2010	1.1%	1.5%	1.0%
	Estimated Annual Growth 2010 to 2019	1.2%	1.1%	0.9%
	Projected Annual Growth 2019 to 2024	0.1%	0.0%	0.0%
Ethnic	Hispanic or Latino Population	2%	2%	3%
	Non Hispanic or Latino Population	98%	98%	97%
Race	White	69.9%	78.9%	81.9%
	Black or African American	27.6%	18.0%	14.8%
	Asian & Pacific Islander	0.7%	1.1%	1.2%
	Other Races	1.7%	1.9%	2.1%

