

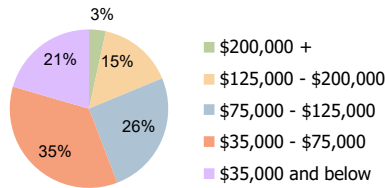
Jeffersontown Commons Jeffersontown, KY	1 Mile Radius	3 Mile Radius	5 Mile Radius
--	---------------	---------------	---------------

Current Year Demographics

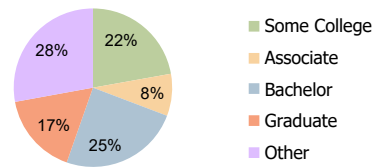
Current Population	9,980	83,864	198,972
Total Daytime Pop	17,787	104,050	238,374
Workplace Pop	12,283	59,214	132,714
Average Household Income	\$68,323	\$85,527	\$81,753
Average Disposable Income	\$57,020	\$67,876	\$65,238
Total Households	4,222	35,417	85,507
Median Home Value	\$195,059	\$225,321	\$222,420
College (4+)	30.1%	41.4%	41.0%
Total Consumer Spending/Capita (Weekly)	\$330	\$345	\$341
Population per Household	2.13	2.01	2.47
% of Households with Children	23.4%	26.7%	25.6%

2024 Demographic Projections

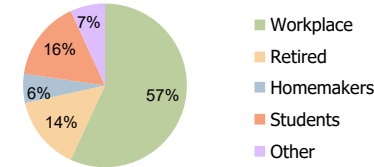
Projected Population	10,628	87,720	207,546
Projected 5 Year Annual Growth Rate (Pop)	1.3%	0.9%	0.8%



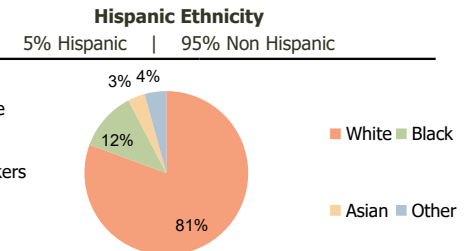
Household Income (3 Mile Radius)



Education (3 Mile Radius)



Daytime Population (3 Mile Radius)



Race (3 Mile Radius)



Demographic Summary Report

2000, 2010 Census, 2019 Estimates & 2024 Projections
 Calculated using TAS Retrieval

Jeffersontown Commons Jeffersontown, KY		1 Mile Radius	3 Mile Radius	5 Mile Radius
Population	Current Estimated Population	9,980	83,864	198,972
	2010 Census Population	9,045	79,908	189,924
	2000 Census Population	9,698	74,413	172,469
	Historical Annual Growth 2000 to 2010	-0.7%	0.7%	1.0%
	Estimated Annual Growth 2010 to 2019	1.0%	0.5%	0.5%
	Projected Annual Growth 2019 to 2024	1.3%	0.9%	0.8%
Ethnic	Hispanic or Latino Population	7%	5%	5%
	Non Hispanic or Latino Population	93%	95%	95%
Race	White	81.1%	80.6%	80.5%
	Black or African American	10.8%	11.7%	12.4%
	Asian & Pacific Islander	1.9%	3.4%	2.8%
	Other Races	6.3%	4.3%	4.4%

