

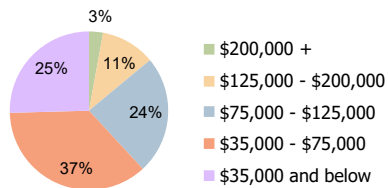
Lake St. Charles Riverview, FL	1 Mile Radius	3 Mile Radius	5 Mile Radius
-----------------------------------	---------------	---------------	---------------

Current Year Demographics

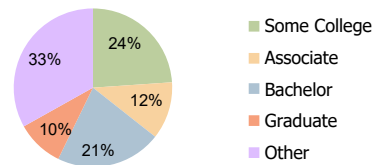
Current Population	10,875	92,000	203,276
Total Daytime Pop	8,687	67,710	173,678
Workplace Pop	2,074	18,526	65,846
Average Household Income	\$68,332	\$73,276	\$73,058
Average Disposable Income	\$59,791	\$63,632	\$63,030
Total Households	4,321	36,437	76,274
Median Home Value	\$271,671	\$307,078	\$308,963
College (4+)	25.4%	31.2%	29.9%
Total Consumer Spending/Capita (Weekly)	\$335	\$338	\$337
Population per Household	2.13	2.01	2.47
% of Households with Children	33.7%	31.0%	32.8%

2024 Demographic Projections

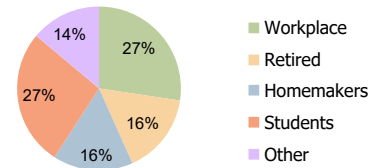
Projected Population	13,231	106,902	232,491
Projected 5 Year Annual Growth Rate (Pop)	4.0%	3.0%	2.7%



Household Income (3 Mile Radius)



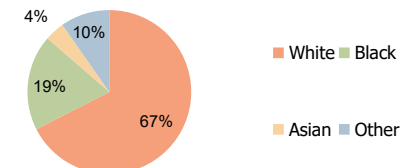
Education (3 Mile Radius)



Daytime Population (3 Mile Radius)

Hispanic Ethnicity

22% Hispanic | 78% Non Hispanic



Race (3 Mile Radius)



Demographic Summary Report

2000, 2010 Census, 2019 Estimates & 2024 Projections
 Calculated using TAS Retrieval

Lake St. Charles Riverview, FL		1 Mile Radius	3 Mile Radius	5 Mile Radius
Population	Current Estimated Population	10,875	92,000	203,276
	2010 Census Population	7,870	69,558	158,461
	2000 Census Population	4,648	42,556	106,373
	Historical Annual Growth 2000 to 2010	5.4%	5.0%	4.1%
	Estimated Annual Growth 2010 to 2019	3.5%	3.0%	2.7%
	Projected Annual Growth 2019 to 2024	4.0%	3.0%	2.7%
Ethnic	Hispanic or Latino Population	23%	22%	24%
	Non Hispanic or Latino Population	77%	78%	76%
Race	White	66.8%	67.5%	68.5%
	Black or African American	18.5%	18.9%	18.0%
	Asian & Pacific Islander	2.2%	3.9%	3.5%
	Other Races	12.5%	9.7%	10.0%

