

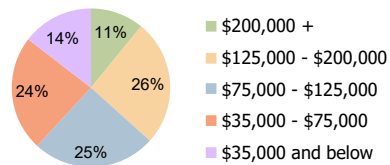
Meridian Village Carmel, IN	1 Mile Radius	3 Mile Radius	5 Mile Radius
--------------------------------	---------------	---------------	---------------

### Current Year Demographics

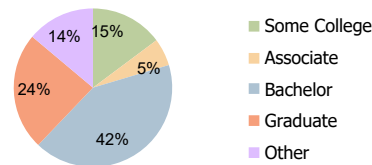
Current Population	9,521	67,656	146,970
Total Daytime Pop	14,600	89,720	169,077
Workplace Pop	10,403	52,174	91,873
Average Household Income	\$107,232	\$124,423	\$127,174
Average Disposable Income	\$84,832	\$93,294	\$93,454
Total Households	4,055	25,860	55,204
Median Home Value	\$287,326	\$345,344	\$351,677
College (4+)	65.2%	65.7%	63.7%
Total Consumer Spending/Capita (Weekly)	\$350	\$358	\$357
Population per Household	2.13	2.01	2.47
% of Households with Children	30.1%	36.9%	37.6%

### 2024 Demographic Projections

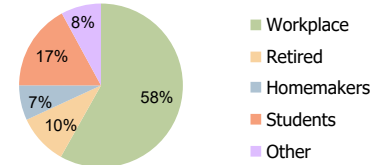
Projected Population	10,757	76,973	167,716
Projected 5 Year Annual Growth Rate (Pop)	2.5%	2.6%	2.7%



Household Income (3 Mile Radius)



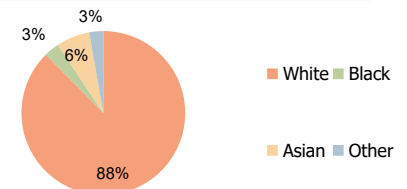
Education (3 Mile Radius)



Daytime Population (3 Mile Radius)

### Hispanic Ethnicity

3% Hispanic | 97% Non Hispanic



Race (3 Mile Radius)



# Demographic Summary Report

2000, 2010 Census, 2019 Estimates & 2024 Projections  
 Calculated using TAS Retrieval

Meridian Village Carmel, IN		1 Mile Radius	3 Mile Radius	5 Mile Radius
<b>Population</b>	Current Estimated Population	9,521	67,656	146,970
	2010 Census Population	7,721	55,190	118,673
	2000 Census Population	7,896	44,546	86,568
	Historical Annual Growth 2000 to 2010	-0.2%	2.2%	3.2%
	Estimated Annual Growth 2010 to 2019	2.2%	2.2%	2.3%
	Projected Annual Growth 2019 to 2024	2.5%	2.6%	2.7%
<b>Ethnic</b>	Hispanic or Latino Population	4%	3%	4%
	Non Hispanic or Latino Population	96%	97%	96%
<b>Race</b>	White	88.4%	87.6%	86.0%
	Black or African American	2.4%	3.0%	3.6%
	Asian & Pacific Islander	6.1%	6.6%	6.9%
	Other Races	3.1%	2.8%	3.5%

