



# Demographic Summary Report

2000, 2010 Census, 2019 Estimates & 2024 Projections  
 Calculated using TAS Retrieval

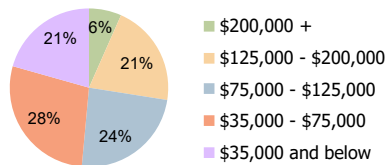
Pilgrim Gardens Drexel Hill, PA	1 Mile Radius	3 Mile Radius	5 Mile Radius
------------------------------------	---------------	---------------	---------------

## Current Year Demographics

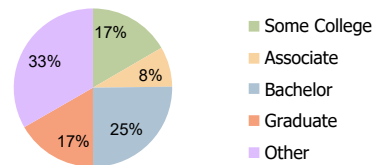
Current Population	18,114	153,225	471,717
Total Daytime Pop	14,268	121,148	427,160
Workplace Pop	5,502	44,038	156,193
Average Household Income	\$106,960	\$97,578	\$90,510
Average Disposable Income	\$82,366	\$77,551	\$68,997
Total Households	6,945	58,775	181,270
Median Home Value	\$358,974	\$318,012	\$247,613
College (4+)	46.8%	41.9%	36.7%
Total Consumer Spending/Capita (Weekly)	\$410	\$400	\$385
Population per Household	2.13	2.01	2.47
% of Households with Children	29.9%	30.7%	29.2%

## 2024 Demographic Projections

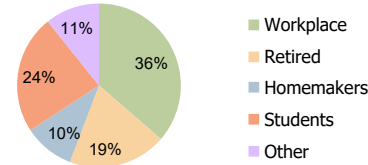
Projected Population	18,635	157,489	485,932
Projected 5 Year Annual Growth Rate (Pop)	0.6%	0.6%	0.6%



Household Income (3 Mile Radius)



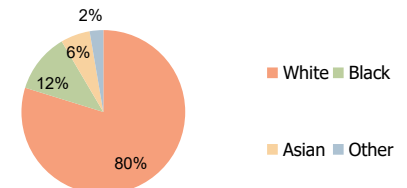
Education (3 Mile Radius)



Daytime Population (3 Mile Radius)

### Hispanic Ethnicity

2% Hispanic | 98% Non Hispanic



Race (3 Mile Radius)



# Demographic Summary Report

2000, 2010 Census, 2019 Estimates & 2024 Projections  
 Calculated using TAS Retrieval

Pilgrim Gardens Drexel Hill, PA		1 Mile Radius	3 Mile Radius	5 Mile Radius
<b>Population</b>	Current Estimated Population	18,114	153,225	471,717
	2010 Census Population	18,068	152,149	463,362
	2000 Census Population	19,100	153,398	469,941
	Historical Annual Growth 2000 to 2010	-0.6%	-0.1%	-0.1%
	Estimated Annual Growth 2010 to 2019	0.0%	0.1%	0.2%
	Projected Annual Growth 2019 to 2024	0.6%	0.6%	0.6%
<b>Ethnic</b>	Hispanic or Latino Population	2%	2%	3%
	Non Hispanic or Latino Population	98%	98%	97%
<b>Race</b>	White	86.8%	79.8%	57.5%
	Black or African American	5.7%	11.7%	34.2%
	Asian & Pacific Islander	5.3%	5.8%	5.2%
	Other Races	2.1%	2.7%	3.2%

