



Demographic Summary Report

2000, 2010 Census, 2019 Estimates & 2024 Projections
 Calculated using TAS Retrieval

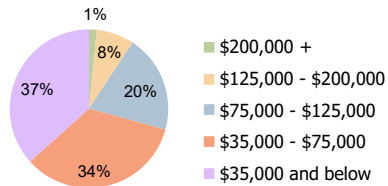
Sunrise Town Center Sunrise, FL	1 Mile Radius	3 Mile Radius	5 Mile Radius
------------------------------------	---------------	---------------	---------------

Current Year Demographics

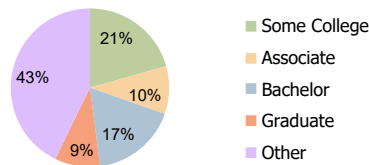
Current Population	22,146	201,986	440,879
Total Daytime Pop	20,554	167,181	416,760
Workplace Pop	7,687	55,434	166,314
Average Household Income	\$55,778	\$61,849	\$67,034
Average Disposable Income	\$48,652	\$53,161	\$56,531
Total Households	9,713	82,267	172,224
Median Home Value	\$196,326	\$259,792	\$303,249
College (4+)	25.9%	26.8%	27.0%
Total Consumer Spending/Capita (Weekly)	\$352	\$355	\$358
Population per Household	2.13	2.01	2.47
% of Households with Children	21.9%	26.0%	27.7%

2024 Demographic Projections

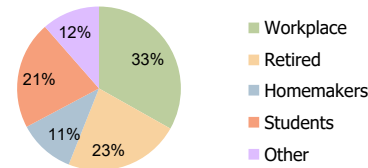
Projected Population	22,354	205,117	450,731
Projected 5 Year Annual Growth Rate (Pop)	0.2%	0.3%	0.4%



Household Income (3 Mile Radius)



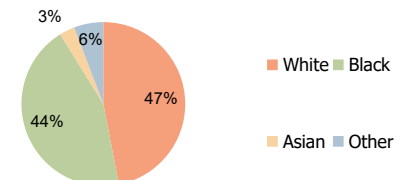
Education (3 Mile Radius)



Daytime Population (3 Mile Radius)

Hispanic Ethnicity

19% Hispanic | 81% Non Hispanic



Race (3 Mile Radius)



Demographic Summary Report

2000, 2010 Census, 2019 Estimates & 2024 Projections
 Calculated using TAS Retrieval

Sunrise Town Center Sunrise, FL		1 Mile Radius	3 Mile Radius	5 Mile Radius
Population	Current Estimated Population	22,146	201,986	440,879
	2010 Census Population	20,528	183,769	395,869
	2000 Census Population	19,707	181,779	386,519
	Historical Annual Growth 2000 to 2010	0.4%	0.1%	0.2%
	Estimated Annual Growth 2010 to 2019	0.8%	1.0%	1.1%
	Projected Annual Growth 2019 to 2024	0.2%	0.3%	0.4%
Ethnic	Hispanic or Latino Population	26%	19%	20%
	Non Hispanic or Latino Population	74%	81%	80%
Race	White	47.5%	47.0%	47.7%
	Black or African American	41.5%	44.2%	43.2%
	Asian & Pacific Islander	3.2%	3.0%	3.0%
	Other Races	7.7%	5.8%	6.1%

