

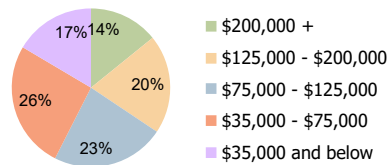
The Quentin Collection Kildeer, IL	1 Mile Radius	3 Mile Radius	5 Mile Radius
---------------------------------------	---------------	---------------	---------------

Current Year Demographics

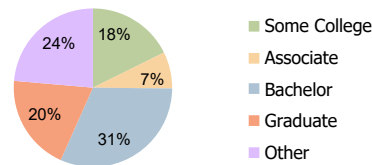
Current Population	3,728	58,044	165,985
Total Daytime Pop	4,371	49,740	172,833
Workplace Pop	2,853	21,408	90,742
Average Household Income	\$174,062	\$126,024	\$134,210
Average Disposable Income	\$116,527	\$91,459	\$96,380
Total Households	1,247	20,662	61,603
Median Home Value	\$641,399	\$429,978	\$437,990
College (4+)	63.3%	51.2%	56.5%
Total Consumer Spending/Capita (Weekly)	\$436	\$405	\$413
Population per Household	2.13	2.01	2.47
% of Households with Children	36.6%	36.2%	32.7%

2024 Demographic Projections

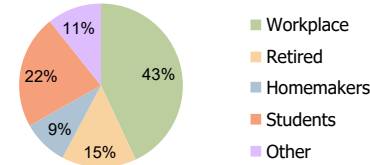
Projected Population	3,937	59,239	167,588
Projected 5 Year Annual Growth Rate (Pop)	1.1%	0.4%	0.2%



Household Income (3 Mile Radius)



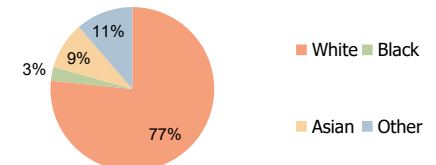
Education (3 Mile Radius)



Daytime Population (3 Mile Radius)

Hispanic Ethnicity

18% Hispanic | 82% Non Hispanic



Race (3 Mile Radius)



Demographic Summary Report

2000, 2010 Census, 2019 Estimates & 2024 Projections
 Calculated using TAS Retrieval

The Quentin Collection Kildeer, IL		1 Mile Radius	3 Mile Radius	5 Mile Radius
Population	Current Estimated Population	3,728	58,044	165,985
	2010 Census Population	3,674	58,489	167,276
	2000 Census Population	3,531	57,236	165,056
	Historical Annual Growth 2000 to 2010	0.4%	0.2%	0.1%
	Estimated Annual Growth 2010 to 2019	0.2%	-0.1%	-0.1%
	Projected Annual Growth 2019 to 2024	1.1%	0.4%	0.2%
Ethnic	Hispanic or Latino Population	4%	18%	12%
	Non Hispanic or Latino Population	96%	82%	88%
Race	White	88.1%	76.6%	80.6%
	Black or African American	1.1%	2.8%	1.8%
	Asian & Pacific Islander	8.3%	9.3%	9.9%
	Other Races	2.5%	11.3%	7.7%

