

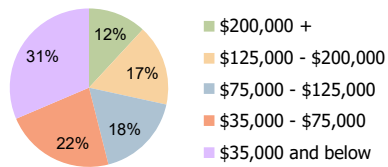
University Mall - Davis Davis, CA	1 Mile Radius	3 Mile Radius	5 Mile Radius
--------------------------------------	---------------	---------------	---------------

Current Year Demographics

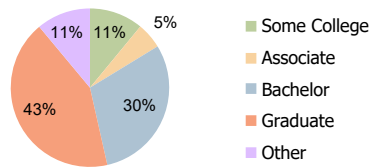
Current Population	22,142	71,799	81,087
Total Daytime Pop	53,901	111,914	119,217
Workplace Pop	20,318	35,163	36,766
Average Household Income	\$95,660	\$100,125	\$106,875
Average Disposable Income	\$73,845	\$77,519	\$80,414
Total Households	7,335	26,309	29,812
Median Home Value	\$1,519,240	\$1,179,407	\$1,249,588
College (4+)	76.3%	72.7%	72.9%
Total Consumer Spending/Capita (Weekly)	\$365	\$384	\$391
Population per Household	2.13	2.01	2.47
% of Households with Children	14.8%	21.6%	23.0%

2024 Demographic Projections

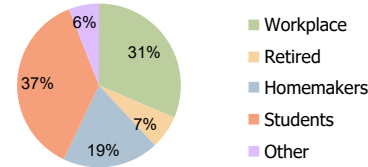
Projected Population	24,578	77,463	87,472
Projected 5 Year Annual Growth Rate (Pop)	2.1%	1.5%	1.5%



Household Income (3 Mile Radius)



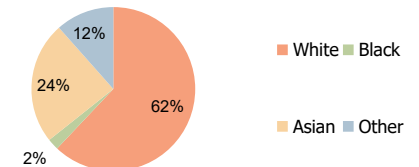
Education (3 Mile Radius)



Daytime Population (3 Mile Radius)

Hispanic Ethnicity

13% Hispanic | 87% Non Hispanic



Race (3 Mile Radius)



Demographic Summary Report

2000, 2010 Census, 2019 Estimates & 2024 Projections
 Calculated using TAS Retrieval

University Mall - Davis Davis, CA		1 Mile Radius	3 Mile Radius	5 Mile Radius
Population	Current Estimated Population	22,142	71,799	81,087
	2010 Census Population	18,661	65,832	74,264
	2000 Census Population	17,308	60,567	68,071
	Historical Annual Growth 2000 to 2010	0.8%	0.8%	0.9%
	Estimated Annual Growth 2010 to 2019	1.8%	0.9%	0.9%
	Projected Annual Growth 2019 to 2024	2.1%	1.5%	1.5%
Ethnic	Hispanic or Latino Population	12%	13%	13%
	Non Hispanic or Latino Population	88%	87%	87%
Race	White	54.8%	62.0%	62.7%
	Black or African American	2.6%	2.3%	2.2%
	Asian & Pacific Islander	31.3%	24.1%	23.5%
	Other Races	11.3%	11.5%	11.6%

