

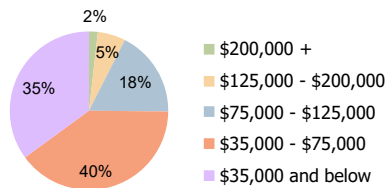
Venture Pointe Duluth, GA	1 Mile Radius	3 Mile Radius	5 Mile Radius
------------------------------	---------------	---------------	---------------

Current Year Demographics

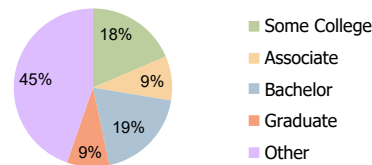
Current Population	15,241	96,646	240,753
Total Daytime Pop	25,017	118,358	309,271
Workplace Pop	17,064	65,114	176,465
Average Household Income	\$53,435	\$59,707	\$70,635
Average Disposable Income	\$45,877	\$50,069	\$57,324
Total Households	5,930	34,427	82,508
Median Home Value	\$228,214	\$231,557	\$260,729
College (4+)	27.0%	27.7%	30.6%
Total Consumer Spending/Capita (Weekly)	\$308	\$317	\$327
Population per Household	2.13	2.01	2.47
% of Households with Children	34.9%	36.4%	39.0%

2024 Demographic Projections

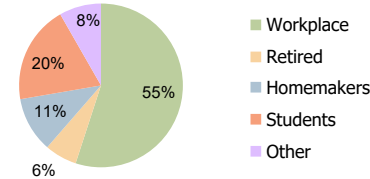
Projected Population	17,353	108,288	269,059
Projected 5 Year Annual Growth Rate (Pop)	2.6%	2.3%	2.2%



Household Income (3 Mile Radius)



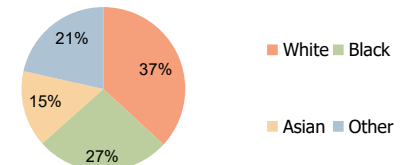
Education (3 Mile Radius)



Daytime Population (3 Mile Radius)

Hispanic Ethnicity

36% Hispanic | 64% Non Hispanic



Race (3 Mile Radius)



Demographic Summary Report

2000, 2010 Census, 2019 Estimates & 2024 Projections
 Calculated using TAS Retrieval

Venture Pointe Duluth, GA		1 Mile Radius	3 Mile Radius	5 Mile Radius
Population	Current Estimated Population	15,241	96,646	240,753
	2010 Census Population	12,800	85,032	216,170
	2000 Census Population	11,215	71,222	181,428
	Historical Annual Growth 2000 to 2010	1.3%	1.8%	1.8%
	Estimated Annual Growth 2010 to 2019	1.9%	1.4%	1.1%
	Projected Annual Growth 2019 to 2024	2.6%	2.3%	2.2%
Ethnic	Hispanic or Latino Population	36%	36%	33%
	Non Hispanic or Latino Population	64%	64%	67%
Race	White	29.1%	36.9%	40.9%
	Black or African American	30.3%	26.6%	23.3%
	Asian & Pacific Islander	18.5%	15.1%	16.4%
	Other Races	22.1%	21.5%	19.4%

