

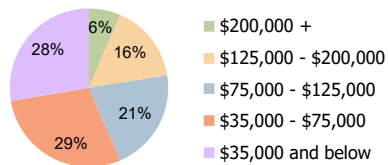
Roanoke Plaza Riverhead, NY	3 Mile Radius	7 Mile Radius	20 Mile Radius
--------------------------------	---------------	---------------	----------------

### Current Year Demographics

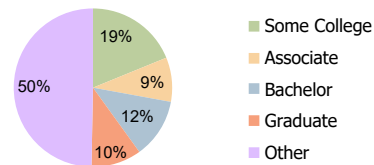
Current Population	21,973	38,629	421,395
Total Daytime Pop	34,722	48,654	371,030
Workplace Pop	19,818	24,526	135,009
Average Household Income	\$72,007	\$88,749	\$107,525
Average Disposable Income	\$58,036	\$68,702	\$82,047
Total Households	7,955	14,219	148,867
Median Home Value	\$408,105	\$479,965	\$472,258
College (4+)	17.3%	22.4%	31.4%
Total Consumer Spending/Capita (Weekly)	\$421	\$435	\$454
Population per Household	2.13	2.01	2.47
% of Households with Children	21.0%	21.8%	29.0%

### 2024 Demographic Projections

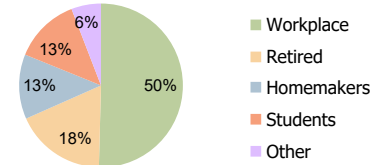
Projected Population	22,474	39,389	427,219
Projected 5 Year Annual Growth Rate (Pop)	0.5%	0.4%	0.3%



Household Income (7 Mile Radius)

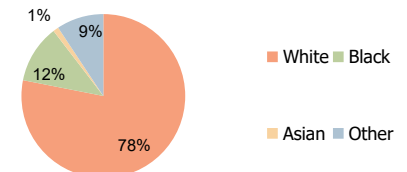


Education (7 Mile Radius)



Daytime Population (7 Mile Radius)

Hispanic Ethnicity  
20% Hispanic | 80% Non Hispanic



Race (7 Mile Radius)



# Demographic Summary Report

2000, 2010 Census, 2019 Estimates & 2024 Projections  
 Calculated using TAS Retrieval

Roanoke Plaza Riverhead, NY		3 Mile Radius	7 Mile Radius	20 Mile Radius
<b>Population</b>	Current Estimated Population	21,973	38,629	421,395
	2010 Census Population	21,783	38,434	419,290
	2000 Census Population	16,918	30,903	378,326
	Historical Annual Growth 2000 to 2010	2.6%	2.2%	1.0%
	Estimated Annual Growth 2010 to 2019	0.1%	0.1%	0.1%
	Projected Annual Growth 2019 to 2024	0.5%	0.4%	0.3%
<b>Ethnic</b>	Hispanic or Latino Population	23%	20%	15%
	Non Hispanic or Latino Population	77%	80%	85%
<b>Race</b>	White	71.1%	78.1%	84.5%
	Black or African American	15.8%	11.5%	6.6%
	Asian & Pacific Islander	1.2%	1.1%	2.6%
	Other Races	11.8%	9.3%	6.3%

