

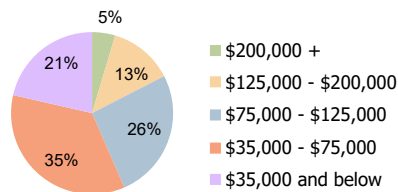
Belfair Towne Village Bluffton, SC	1 Mile Radius	3 Mile Radius	5 Mile Radius
---------------------------------------	---------------	---------------	---------------

### Current Year Demographics

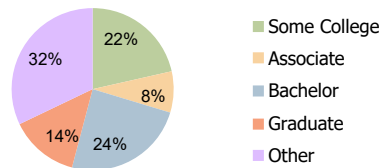
Current Population	6,398	27,412	46,422
Total Daytime Pop	8,663	28,756	42,693
Workplace Pop	5,189	12,163	16,126
Average Household Income	\$76,239	\$84,102	\$95,736
Average Disposable Income	\$62,532	\$68,291	\$73,798
Total Households	2,444	9,964	17,068
Median Home Value	\$345,889	\$360,835	\$393,136
College (4+)	37.3%	38.2%	42.1%
Total Consumer Spending/Capita (Weekly)	\$374	\$380	\$387
Population per Household	2.13	2.01	2.47
% of Households with Children	28.0%	29.7%	28.5%

### 2025 Demographic Projections

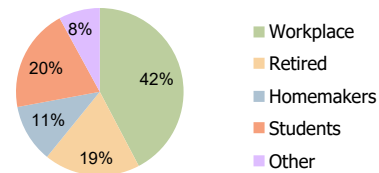
Projected Population	7,178	30,981	53,007
Projected 5 Year Annual Growth Rate (Pop)	2.3%	2.5%	2.7%



Household Income (3-Mile)



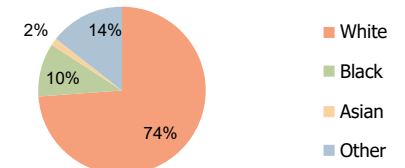
Education (3-Mile)



Daytime Population (3-Mile)

### Hispanic Ethnicity

25% Hispanic | 75% Non Hispanic



Race (3-Mile)

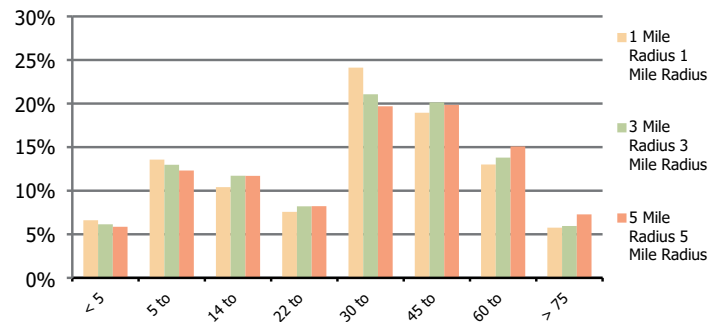
**Belfair Towne Village**  
Bluffton, SC

**1 Mile Radius**

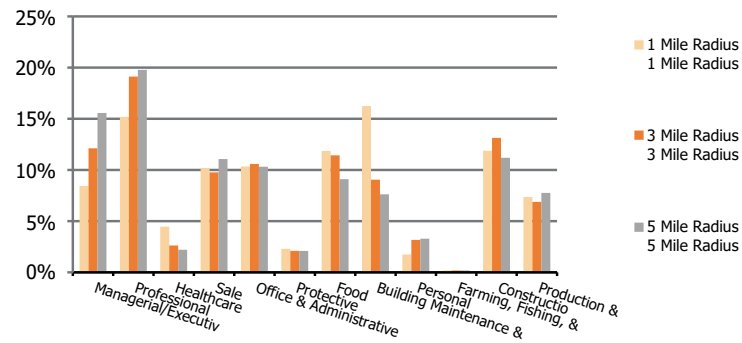
**3 Mile Radius**

**5 Mile Radius**

**Population by Age Range**



**Occupation**



	1 Mile Radius	3 Mile Radius	5 Mile Radius
<b>Population</b>			
Current Estimated Population	6,398	27,412	46,422
2010 Census Population	5,130	21,285	34,830
2000 Census Population	2,215	8,521	13,554
Historical Annual Growth 2000 to 2010	8.8%	9.6%	9.9%
Estimated Annual Growth 2010 to 2020	2.2%	2.5%	2.8%
Projected Annual Growth 2020 to 2025	2.3%	2.5%	2.7%
<b>Ethnic</b>			
Hispanic or Latino Population	29%	25%	21%
Non Hispanic or Latino Population	71%	75%	79%
<b>Race</b>			
White	67.6%	73.9%	77.9%
Black or African American	11.5%	10.3%	8.8%
Asian & Pacific Islander	1.1%	1.4%	1.5%
Other Races	19.8%	14.4%	11.8%