

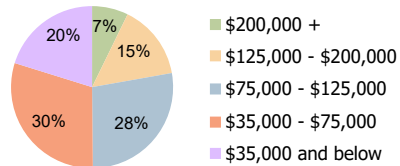
Island Plaza James Island, SC	1 Mile Radius	3 Mile Radius	5 Mile Radius
----------------------------------	---------------	---------------	---------------

Current Year Demographics

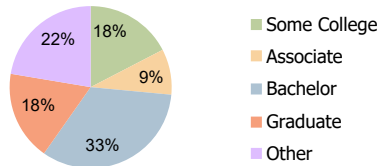
Current Population	7,395	32,524	64,540
Total Daytime Pop	4,639	21,390	79,279
Workplace Pop	1,167	5,321	35,518
Average Household Income	\$93,700	\$97,973	\$111,263
Average Disposable Income	\$72,619	\$76,095	\$81,251
Total Households	3,162	14,347	28,560
Median Home Value	\$384,644	\$431,981	\$473,854
College (4+)	45.5%	51.1%	55.0%
Total Consumer Spending/Capita (Weekly)	\$370	\$373	\$375
Population per Household	2.13	2.01	2.47
% of Households with Children	19.6%	20.5%	19.2%

2025 Demographic Projections

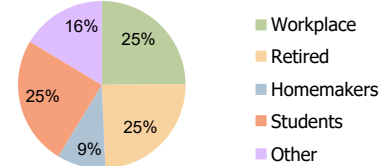
Projected Population	7,351	32,217	64,227
Projected 5 Year Annual Growth Rate (Pop)	-0.1%	-0.2%	-0.1%



Household Income (3-Mile)



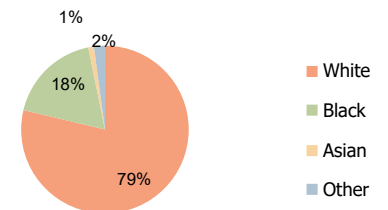
Education (3-Mile)



Daytime Population (3-Mile)

Hispanic Ethnicity

2% Hispanic | 98% Non Hispanic



Race (3-Mile)

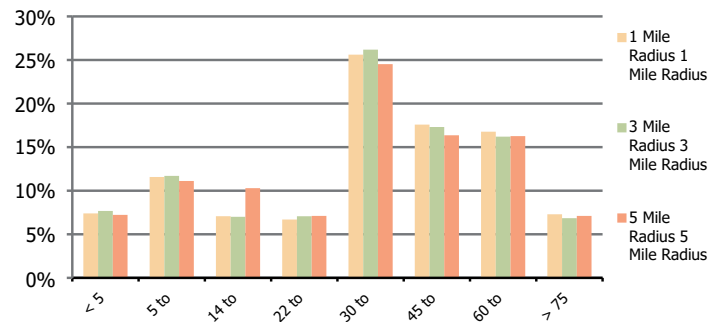
Island Plaza
 James Island, SC

1 Mile Radius

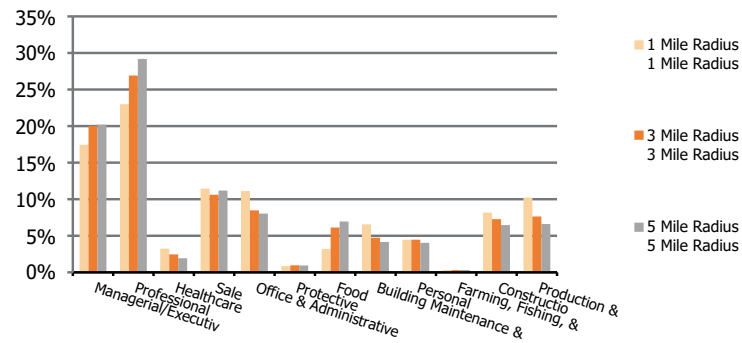
3 Mile Radius

5 Mile Radius

Population by Age Range



Occupation



	1 Mile Radius	3 Mile Radius	5 Mile Radius
Population			
Current Estimated Population	7,395	32,524	64,540
2010 Census Population	6,512	29,108	57,968
2000 Census Population	5,813	25,118	52,474
Historical Annual Growth 2000 to 2010	1.1%	1.5%	1.0%
Estimated Annual Growth 2010 to 2020	1.2%	1.1%	1.1%
Projected Annual Growth 2020 to 2025	-0.1%	-0.2%	-0.1%
Ethnic			
Hispanic or Latino Population	2%	2%	3%
Non Hispanic or Latino Population	98%	98%	97%
Race			
White	69.6%	78.7%	81.7%
Black or African American	27.1%	18.1%	14.9%
Asian & Pacific Islander	0.8%	1.1%	1.2%
Other Races	2.5%	2.1%	2.2%