

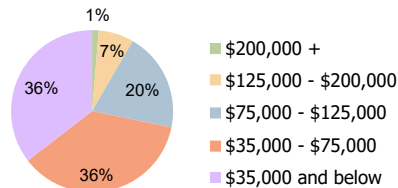
Regency Park Shopping Center Jacksonville, FL	1 Mile Radius	3 Mile Radius	5 Mile Radius
--	---------------	---------------	---------------

Current Year Demographics

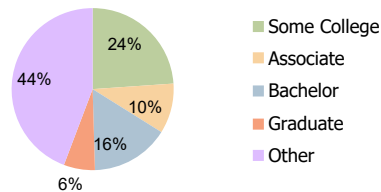
Current Population	9,608	88,477	214,659
Total Daytime Pop	19,350	112,597	261,418
Workplace Pop	12,761	55,836	121,314
Average Household Income	\$51,245	\$60,483	\$68,323
Average Disposable Income	\$44,629	\$52,480	\$58,608
Total Households	4,059	35,128	85,361
Median Home Value	\$199,653	\$216,458	\$250,893
College (4+)	21.7%	21.9%	27.6%
Total Consumer Spending/Capita (Weekly)	\$321	\$334	\$340
Population per Household	2.13	2.01	2.47
% of Households with Children	30.5%	28.9%	27.8%

2025 Demographic Projections

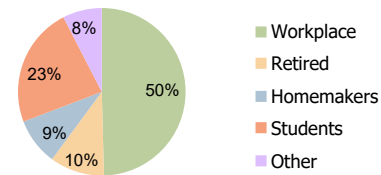
Projected Population	10,071	92,482	224,093
Projected 5 Year Annual Growth Rate (Pop)	0.9%	0.9%	0.9%



Household Income (3-Mile)



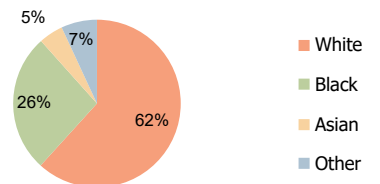
Education (3-Mile)



Daytime Population (3-Mile)

Hispanic Ethnicity

13% Hispanic | 87% Non Hispanic



Race (3-Mile)

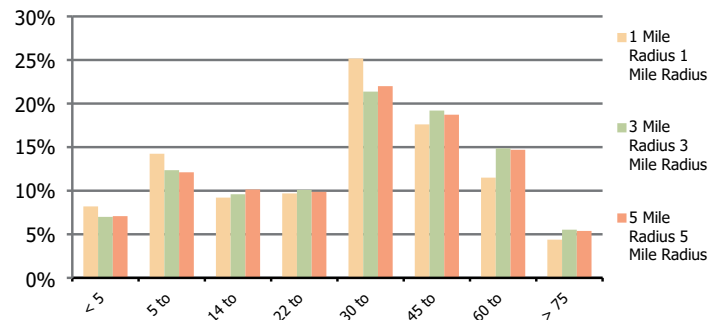
Regency Park Shopping Center
Jacksonville, FL

1 Mile Radius

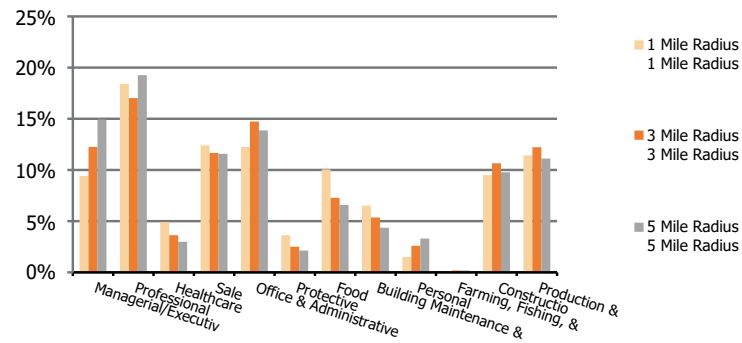
3 Mile Radius

5 Mile Radius

Population by Age Range



Occupation



Population	Current Estimated Population	9,608	88,477	214,659
	2010 Census Population	8,494	79,284	192,552
	2000 Census Population	8,222	76,557	170,522
	Historical Annual Growth 2000 to 2010	0.3%	0.4%	1.2%
	Estimated Annual Growth 2010 to 2020	1.2%	1.1%	1.1%
	Projected Annual Growth 2020 to 2025	0.9%	0.9%	0.9%
Ethnic	Hispanic or Latino Population	12%	13%	12%
	Non Hispanic or Latino Population	88%	87%	88%
Race	White	56.7%	61.7%	63.3%
	Black or African American	32.1%	26.6%	23.6%
	Asian & Pacific Islander	4.2%	4.7%	6.3%
	Other Races	6.9%	6.9%	6.7%