

Stockbridge Village Stockbridge, GA	1 Mile Radius	3 Mile Radius	5 Mile Radius
--	---------------	---------------	---------------

Current Year Demographics

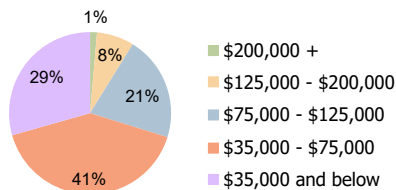
Current Population	11,928	60,310	132,019
Total Daytime Pop	9,730	42,349	128,548
Workplace Pop	3,437	13,495	46,387
Average Household Income	\$55,808	\$64,475	\$66,940
Average Disposable Income	\$47,802	\$53,914	\$55,684
Total Households	4,555	22,030	48,202
Median Home Value	\$182,429	\$192,422	\$208,622
College (4+)	24.2%	25.0%	25.4%
Total Consumer Spending/Capita (Weekly)	\$336	\$350	\$353
Population per Household	2.13	2.01	2.47
% of Households with Children	38.3%	33.5%	31.9%

2025 Demographic Projections

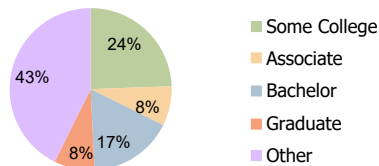
Projected Population	12,912	64,961	141,171
Projected 5 Year Annual Growth Rate (Pop)	1.6%	1.5%	1.3%

Hispanic Ethnicity

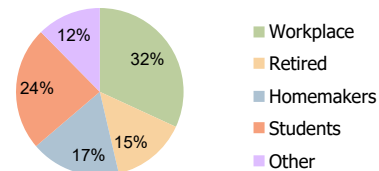
12% Hispanic | 88% Non Hispanic



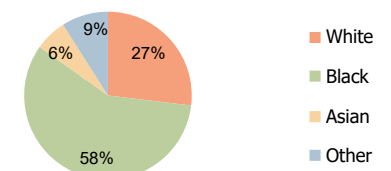
Household Income (3-Mile)



Education (3-Mile)



Daytime Population (3-Mile)



Race (3-Mile)

Stockbridge Village

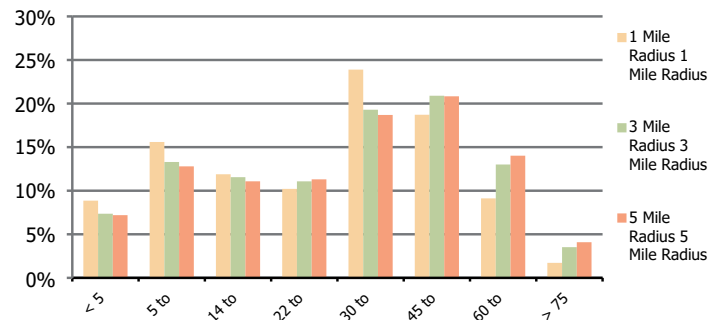
Stockbridge, GA

1 Mile Radius

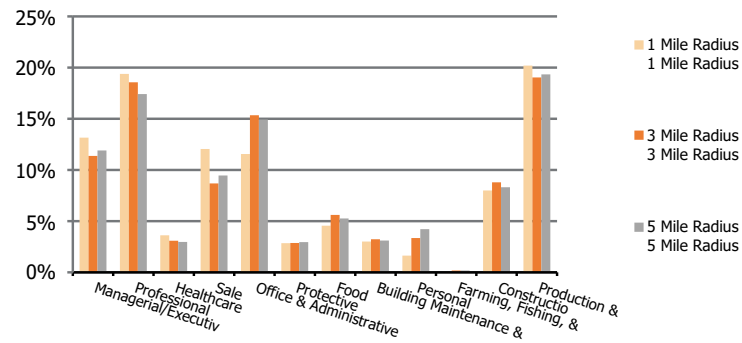
3 Mile Radius

5 Mile Radius

Population by Age Range



Occupation



	1 Mile Radius	3 Mile Radius	5 Mile Radius
Population			
Current Estimated Population	11,928	60,310	132,019
2010 Census Population	10,795	54,974	121,564
2000 Census Population	6,893	42,224	97,227
Historical Annual Growth 2000 to 2010	4.6%	2.7%	2.3%
Estimated Annual Growth 2010 to 2020	1.0%	0.9%	0.8%
Projected Annual Growth 2020 to 2025	1.6%	1.5%	1.3%
Ethnic			
Hispanic or Latino Population	17%	12%	10%
Non Hispanic or Latino Population	83%	88%	90%
Race			
White	23.1%	26.9%	29.8%
Black or African American	60.5%	57.9%	55.7%
Asian & Pacific Islander	5.3%	6.2%	7.0%
Other Races	11.2%	9.0%	7.5%