

Village Square Shopping Center Mamaroneck, NY	1 Mile Radius	3 Mile Radius	5 Mile Radius
--	---------------	---------------	---------------

Current Year Demographics

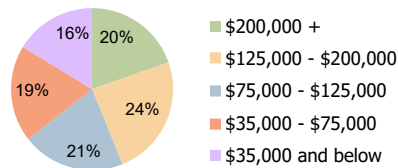
Current Population	18,843	102,370	265,074
Total Daytime Pop	18,722	104,507	263,470
Workplace Pop	7,367	41,959	99,231
Average Household Income	\$222,660	\$183,815	\$179,211
Average Disposable Income	\$114,234	\$102,905	\$101,125
Total Households	7,314	37,314	98,829
Median Home Value	\$801,126	\$774,106	\$716,291
College (4+)	66.2%	55.6%	55.1%
Total Consumer Spending/Capita (Weekly)	\$544	\$525	\$524
Population per Household	2.13	2.01	2.47
% of Households with Children	31.0%	32.6%	31.8%

2025 Demographic Projections

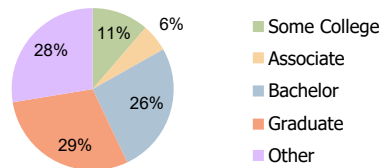
Projected Population	19,071	103,012	266,032
Projected 5 Year Annual Growth Rate (Pop)	0.2%	0.1%	0.1%

Hispanic Ethnicity

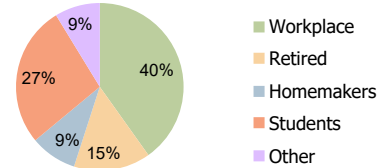
19% Hispanic | 81% Non Hispanic



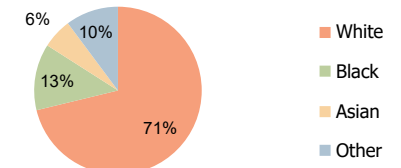
Household Income (3-Mile)



Education (3-Mile)



Daytime Population (3-Mile)



Race (3-Mile)

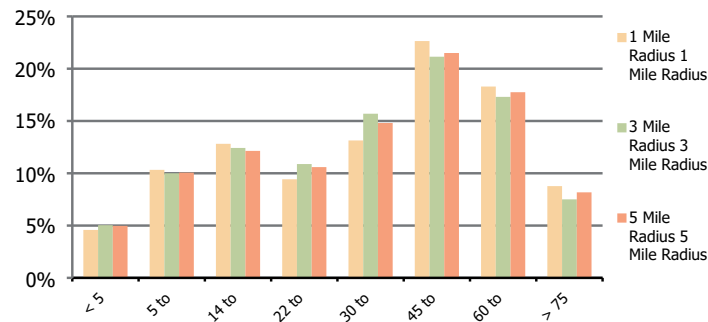
Village Square Shopping Center
Mamaroneck, NY

1 Mile Radius

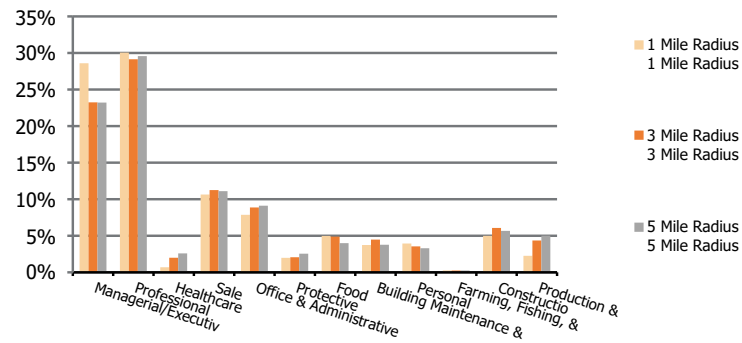
3 Mile Radius

5 Mile Radius

Population by Age Range



Occupation



Population	Current Estimated Population	18,843	102,370	265,074
	2010 Census Population	18,031	99,762	259,903
	2000 Census Population	18,120	95,370	253,612
	Historical Annual Growth 2000 to 2010	0.0%	0.5%	0.2%
	Estimated Annual Growth 2010 to 2020	0.4%	0.3%	0.2%
	Projected Annual Growth 2020 to 2025	0.2%	0.1%	0.1%
Ethnic	Hispanic or Latino Population	15%	19%	16%
	Non Hispanic or Latino Population	85%	81%	84%
Race	White	84.9%	71.2%	69.5%
	Black or African American	2.9%	12.8%	16.2%
	Asian & Pacific Islander	3.6%	5.8%	5.8%
	Other Races	8.6%	10.2%	8.6%