

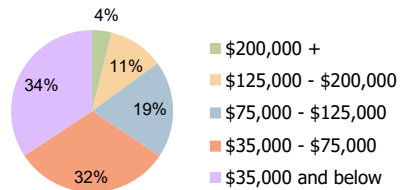
West Loop Shopping Center Manhattan, KS	1 Mile Radius	3 Mile Radius	5 Mile Radius
--	---------------	---------------	---------------

Current Year Demographics

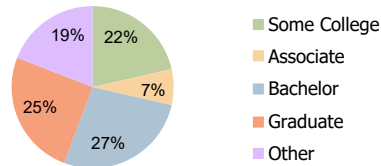
Current Population	10,269	53,228	60,284
Total Daytime Pop	17,668	92,936	98,724
Workplace Pop	5,317	28,938	31,665
Average Household Income	\$80,291	\$72,915	\$73,011
Average Disposable Income	\$63,929	\$59,427	\$59,618
Total Households	4,198	20,268	23,027
Median Home Value	\$194,630	\$191,798	\$185,081
College (4+)	59.3%	52.3%	51.3%
Total Consumer Spending/Capita (Weekly)	\$321	\$315	\$317
Population per Household	2.13	2.01	2.47
% of Households with Children	21.3%	21.1%	22.6%

2025 Demographic Projections

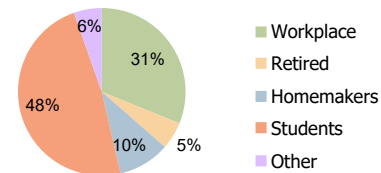
Projected Population	10,229	53,222	60,297
Projected 5 Year Annual Growth Rate (Pop)	-0.1%	0.0%	0.0%



Household Income (3-Mile)



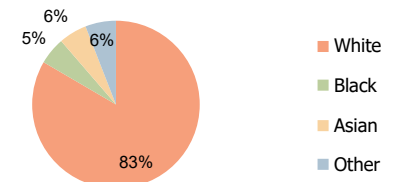
Education (3-Mile)



Daytime Population (3-Mile)

Hispanic Ethnicity

6% Hispanic | 94% Non Hispanic



Race (3-Mile)

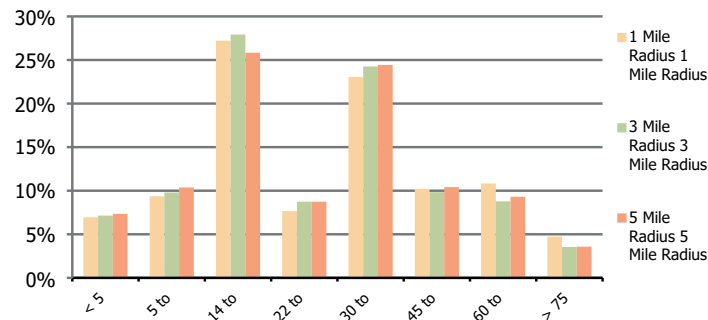
West Loop Shopping Center
Manhattan, KS

1 Mile Radius

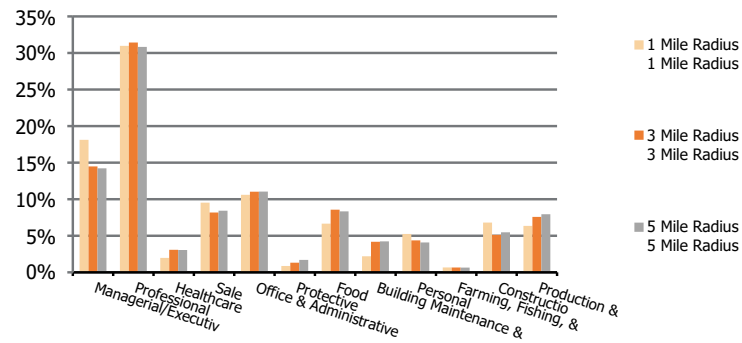
3 Mile Radius

5 Mile Radius

Population by Age Range



Occupation



Population	Current Estimated Population	10,269	53,228	60,284
	2010 Census Population	10,556	50,647	56,985
	2000 Census Population	10,369	44,923	49,811
	Historical Annual Growth 2000 to 2010	0.2%	1.2%	1.4%
	Estimated Annual Growth 2010 to 2020	-0.3%	0.5%	0.6%
	Projected Annual Growth 2020 to 2025	-0.1%	0.0%	0.0%
Ethnic	Hispanic or Latino Population	6%	6%	6%
	Non Hispanic or Latino Population	94%	94%	94%
Race	White	85.1%	83.4%	83.8%
	Black or African American	4.5%	5.2%	5.3%
	Asian & Pacific Islander	5.0%	5.4%	5.0%
	Other Races	5.4%	5.9%	5.9%