

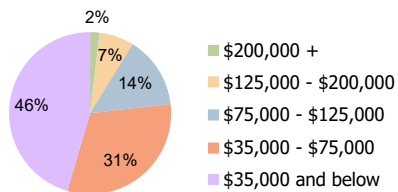
Westgate - Dublin Dublin, GA	3 Mile Radius	5 Mile Radius	10 Mile Radius
---------------------------------	---------------	---------------	----------------

Current Year Demographics

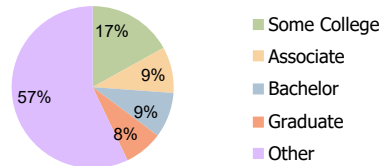
Current Population	18,847	25,798	37,522
Total Daytime Pop	29,130	39,075	50,008
Workplace Pop	16,584	19,436	21,198
Average Household Income	\$54,440	\$56,389	\$55,989
Average Disposable Income	\$44,869	\$45,869	\$45,935
Total Households	7,430	10,061	14,465
Median Home Value	\$168,423	\$161,100	\$145,536
College (4+)	17.1%	16.8%	16.7%
Total Consumer Spending/Capita (Weekly)	\$323	\$324	\$324
Population per Household	2.13	2.01	2.47
% of Households with Children	25.5%	26.5%	27.5%

2025 Demographic Projections

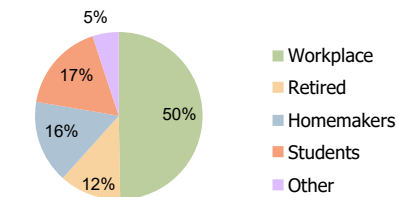
Projected Population	19,341	26,534	38,672
Projected 5 Year Annual Growth Rate (Pop)	0.5%	0.6%	0.6%



Household Income (3-Mile)



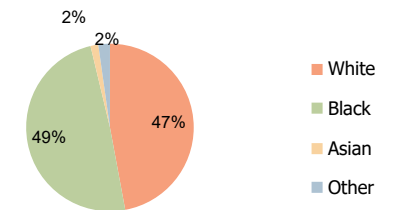
Education (3-Mile)



Daytime Population (3-Mile)

Hispanic Ethnicity

2% Hispanic | 98% Non Hispanic



Race (3-Mile)

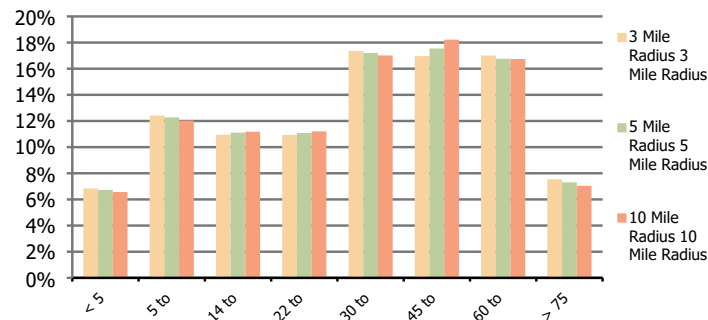
Westgate - Dublin
Dublin, GA

3 Mile Radius

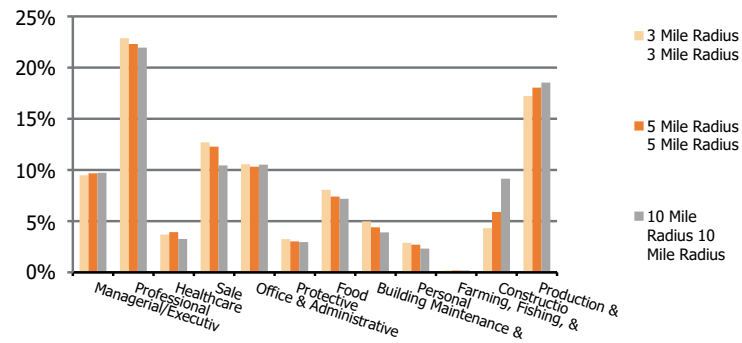
5 Mile Radius

10 Mile Radius

Population by Age Range



Occupation



Population	Current Estimated Population	18,847	25,798	37,522
	2010 Census Population	18,897	25,789	37,307
	2000 Census Population	18,824	25,255	35,381
	Historical Annual Growth 2000 to 2010	0.0%	0.2%	0.5%
	Estimated Annual Growth 2010 to 2020	0.0%	0.0%	0.1%
	Projected Annual Growth 2020 to 2025	0.5%	0.6%	0.6%
Ethnic	Hispanic or Latino Population	2%	2%	2%
	Non Hispanic or Latino Population	98%	98%	98%
Race	White	43.6%	47.1%	54.7%
	Black or African American	52.6%	49.2%	41.7%
	Asian & Pacific Islander	1.7%	1.5%	1.2%
	Other Races	2.0%	2.2%	2.4%