

Westheimer Commons Houston, TX	1 Mile Radius	3 Mile Radius	5 Mile Radius
-----------------------------------	---------------	---------------	---------------

Current Year Demographics

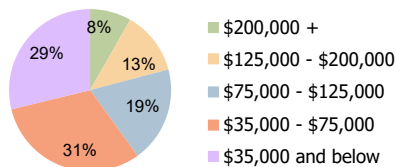
Current Population	25,658	182,128	431,884
Total Daytime Pop	27,047	207,231	487,814
Workplace Pop	14,216	102,953	244,673
Average Household Income	\$84,320	\$91,175	\$86,855
Average Disposable Income	\$70,143	\$71,463	\$67,049
Total Households	11,844	75,652	164,576
Median Home Value	\$248,719	\$242,181	\$205,524
College (4+)	47.3%	42.7%	36.4%
Total Consumer Spending/Capita (Weekly)	\$364	\$363	\$357
Population per Household	2.13	2.01	2.47
% of Households with Children	24.2%	30.3%	32.1%

2025 Demographic Projections

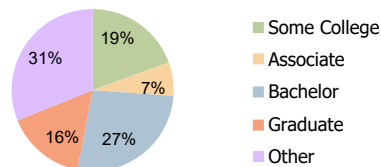
Projected Population	26,887	188,547	443,544
Projected 5 Year Annual Growth Rate (Pop)	0.9%	0.7%	0.5%

Hispanic Ethnicity

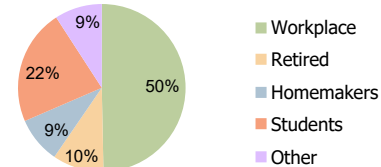
28% Hispanic | 72% Non Hispanic



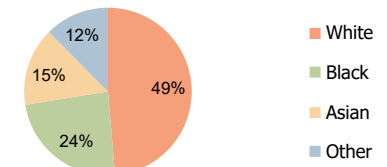
Household Income (3-Mile)



Education (3-Mile)



Daytime Population (3-Mile)



Race (3-Mile)

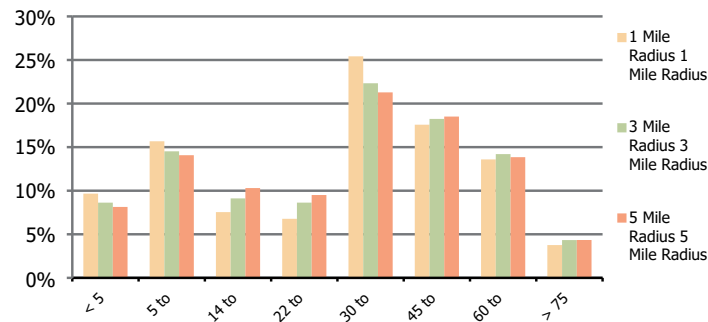
Westheimer Commons
 Houston, TX

1 Mile Radius

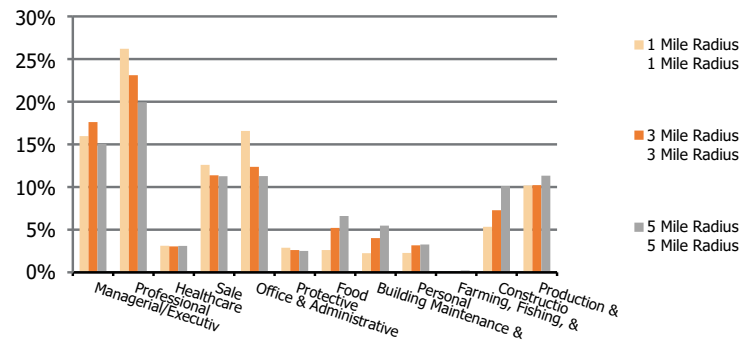
3 Mile Radius

5 Mile Radius

Population by Age Range



Occupation



Population	Current Estimated Population	25,658	182,128	431,884
	2010 Census Population	22,759	165,751	399,209
	2000 Census Population	18,775	142,293	355,870
	Historical Annual Growth 2000 to 2010	1.9%	1.5%	1.2%
	Estimated Annual Growth 2010 to 2020	1.2%	0.9%	0.8%
	Projected Annual Growth 2020 to 2025	0.9%	0.7%	0.5%
Ethnic	Hispanic or Latino Population	26%	28%	35%
	Non Hispanic or Latino Population	74%	72%	65%
Race	White	49.7%	48.6%	47.2%
	Black or African American	27.0%	23.8%	21.9%
	Asian & Pacific Islander	12.1%	15.1%	15.4%
	Other Races	11.2%	12.4%	15.5%