

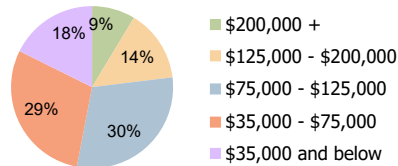
Wilmington Island Shopping Center Savannah, GA	1 Mile Radius	3 Mile Radius	5 Mile Radius
---	---------------	---------------	---------------

### Current Year Demographics

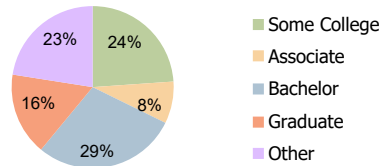
Current Population	7,690	22,616	31,318
Total Daytime Pop	6,069	15,810	24,072
Workplace Pop	1,951	3,757	6,741
Average Household Income	\$85,306	\$99,887	\$100,836
Average Disposable Income	\$71,754	\$78,381	\$78,351
Total Households	3,238	9,513	12,855
Median Home Value	\$317,343	\$344,739	\$348,335
College (4+)	41.0%	45.2%	45.4%
Total Consumer Spending/Capita (Weekly)	\$375	\$381	\$381
Population per Household	2.13	2.01	2.47
% of Households with Children	30.4%	28.1%	26.8%

### 2025 Demographic Projections

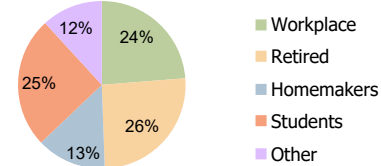
Projected Population	7,835	23,154	32,076
Projected 5 Year Annual Growth Rate (Pop)	0.4%	0.5%	0.5%



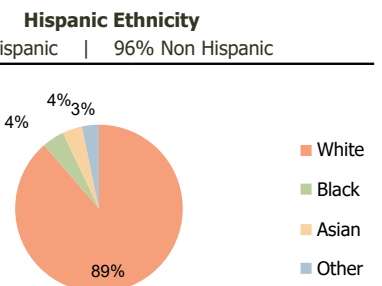
Household Income (3-Mile)



Education (3-Mile)



Daytime Population (3-Mile)



Race (3-Mile)

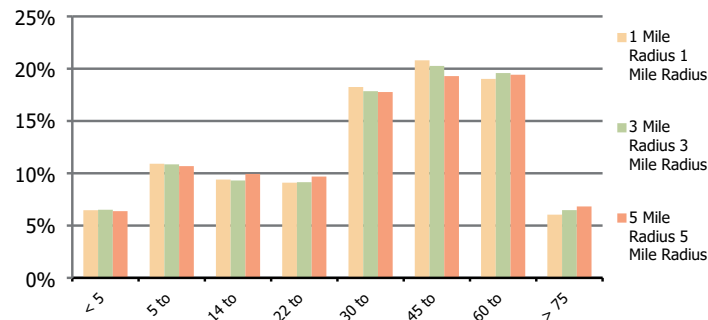
**Wilmington Island Shopping Center**  
Savannah, GA

**1 Mile Radius**

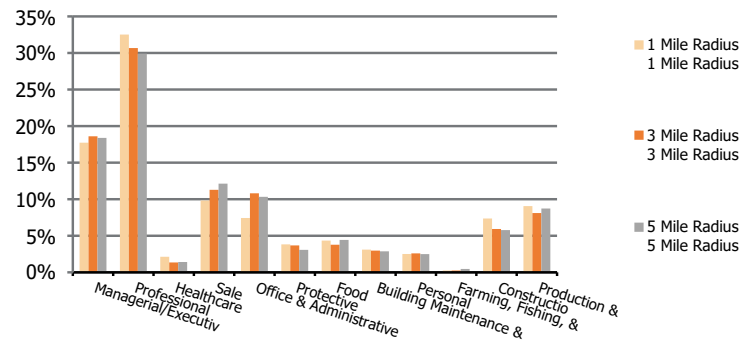
**3 Mile Radius**

**5 Mile Radius**

**Population by Age Range**



**Occupation**



<b>Population</b>	Current Estimated Population	7,690	22,616	31,318
	2010 Census Population	7,560	21,974	30,341
	2000 Census Population	7,059	20,470	28,479
	Historical Annual Growth 2000 to 2010	0.7%	0.7%	0.6%
	Estimated Annual Growth 2010 to 2020	0.2%	0.3%	0.3%
	Projected Annual Growth 2020 to 2025	0.4%	0.5%	0.5%
<b>Ethnic</b>	Hispanic or Latino Population	4%	4%	4%
	Non Hispanic or Latino Population	96%	96%	96%
<b>Race</b>	White	89.8%	88.6%	82.3%
	Black or African American	3.5%	4.3%	10.7%
	Asian & Pacific Islander	2.8%	3.8%	3.6%
	Other Races	3.8%	3.3%	3.4%