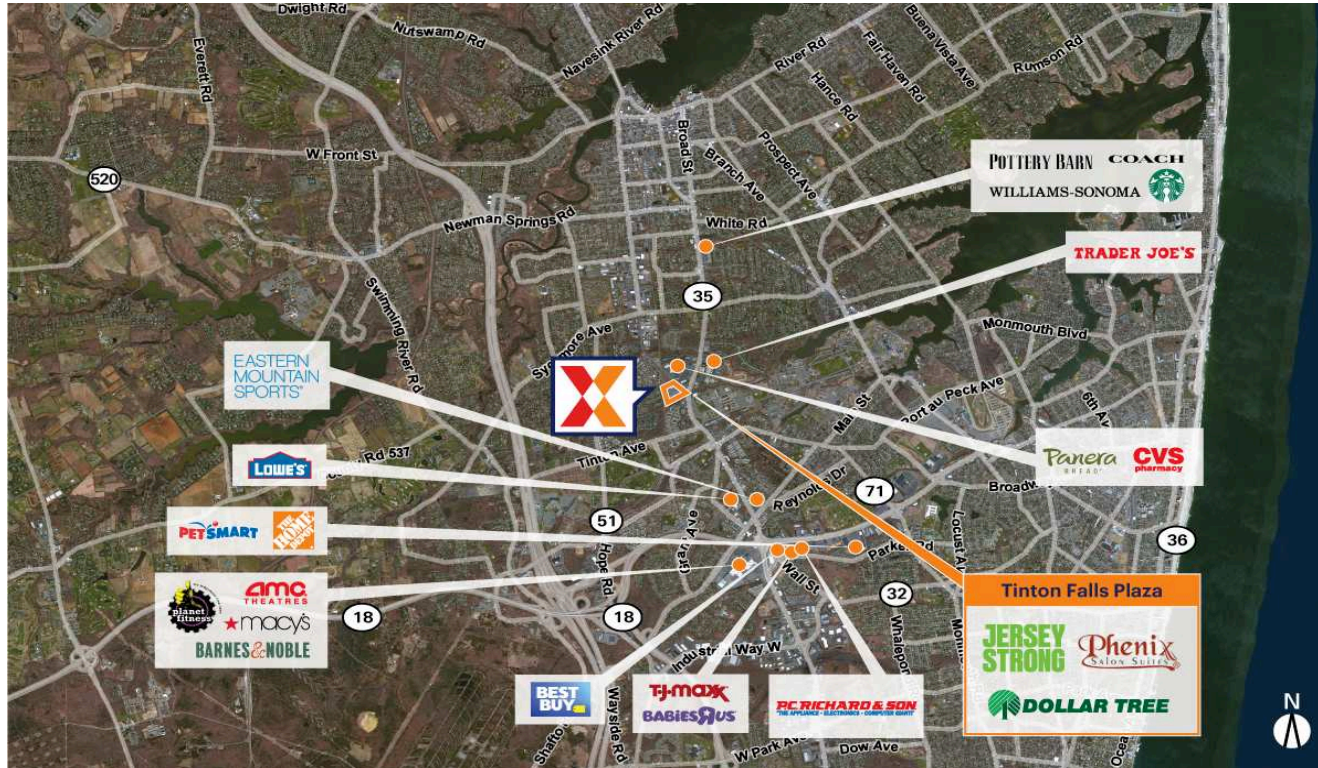


# Tinton Falls Plaza

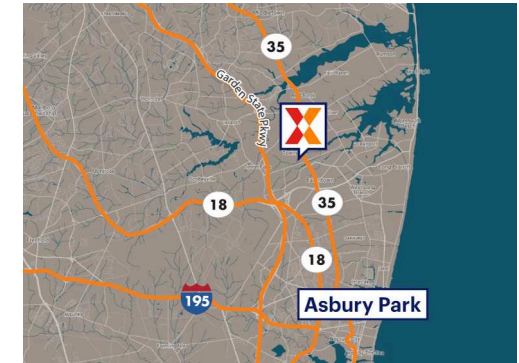
New York-Newark-Jersey City, NY-NJ

40.3124, -74.0671

980 Shrewsbury Ave | Tinton Falls, NJ 07724



Center Size: 87,760 SF



Demographics	1 Mile	3 Mile	5 Mile
	8,015	59,687	151,496
	3,475	23,738	58,738
	\$122,057	\$143,177	\$141,147

Anchored by Dollar Tree and a high-volume fitness center

Benefit from cross-shopping with Uncle Giuseppe's-anchored center across the street

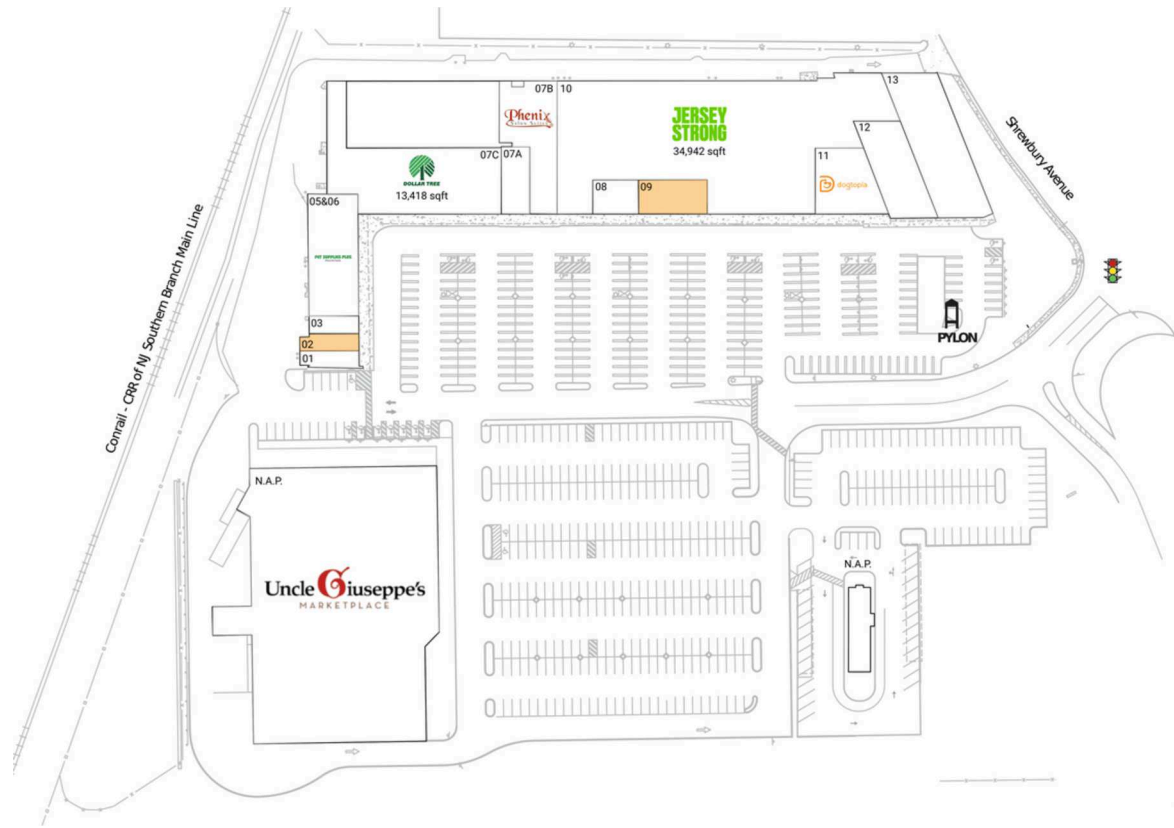
Surrounded by affluent population with an average household income of \$143,000+ within 3 miles

Located east of the Garden State Parkway with proximity to popular Jersey Shore destinations such as Long Branch and Asbury Park

# Tinton Falls Plaza

New York-Newark-Jersey City, NY-NJ

40.3124, -74.0671  
980 Shrewsbury Ave | Tinton Falls, NJ 07724



## Available Space

02	1,050 SF
09	2,475 SF

## Current Retailers

N.A.P.	Uncle Giuseppe's Marketplace	0 SF
01	Panda House Restaurant	1,100 SF
03	Salon Da Ja Vu	1,000 SF
05&06	Pet Supplies Plus	6,038 SF
07A	Bronze Couture Tan & Spa	2,165 SF
07B	Phenix Salon Suites	5,962 SF
07C	Dollar Tree	13,418 SF
08	Nail Attraction	1,500 SF
10	Jersey Strong	34,942 SF
11	Dogtopia	5,100 SF
12	Kanji Steakhouse & Sushi Bar	5,503 SF
13	Cottontails	7,507 SF

1147