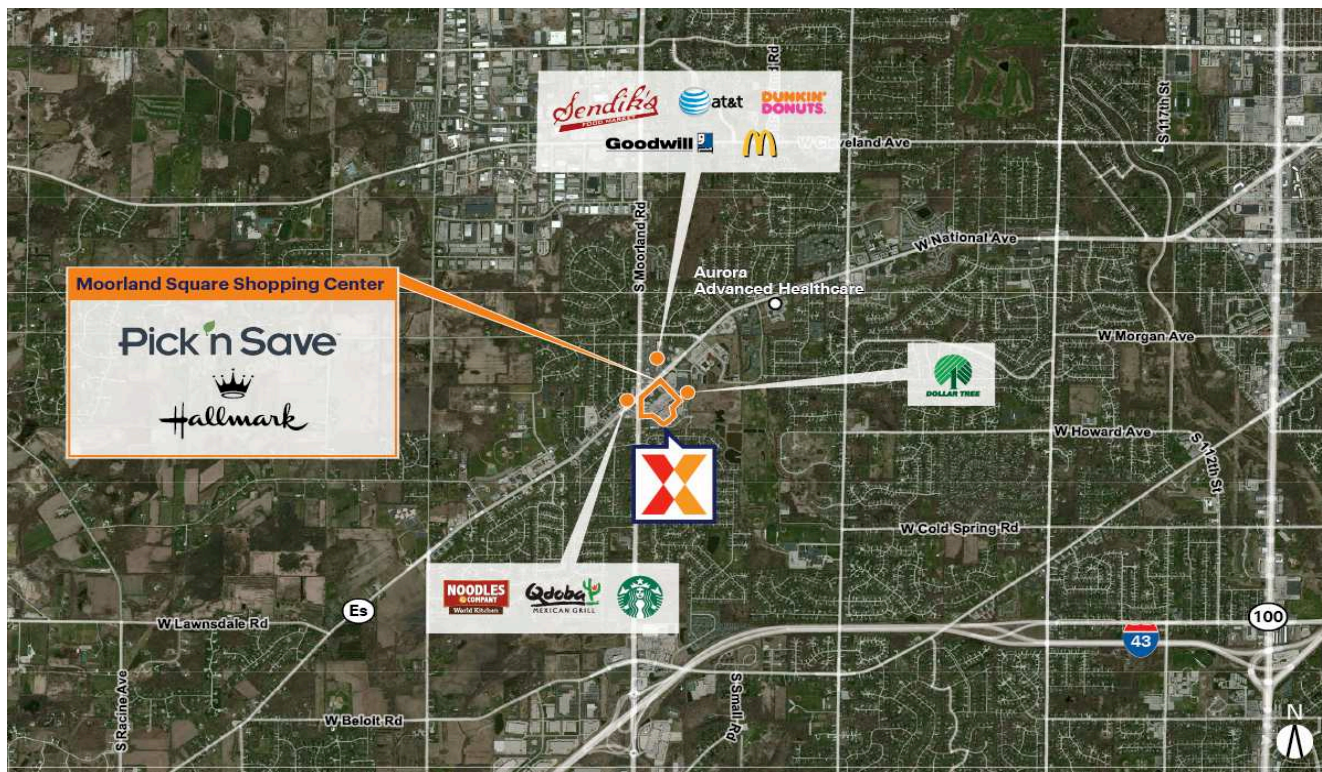


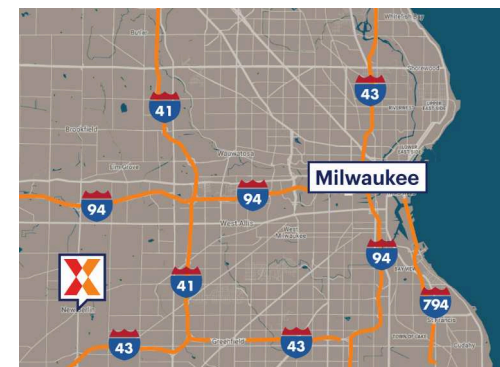
Moorland Square Shopping Ctr

Milwaukee-Waukesha, WI

42.9764, -88.1053
15445 W National Avenue | New Berlin, WI 53151



Center Size: 98,303 SF



Demographics	1 Mile	3 Mile	5 Mile
	6,530	44,801	146,241
	2,897	19,040	63,694
	\$95,452	\$104,900	\$96,413

High visibility from 32,000+ vehicles daily at intersection of Moorland Rd and National Ave

Anchored by Pick 'n Save, Wisconsin's dominant grocer, and Hallmark

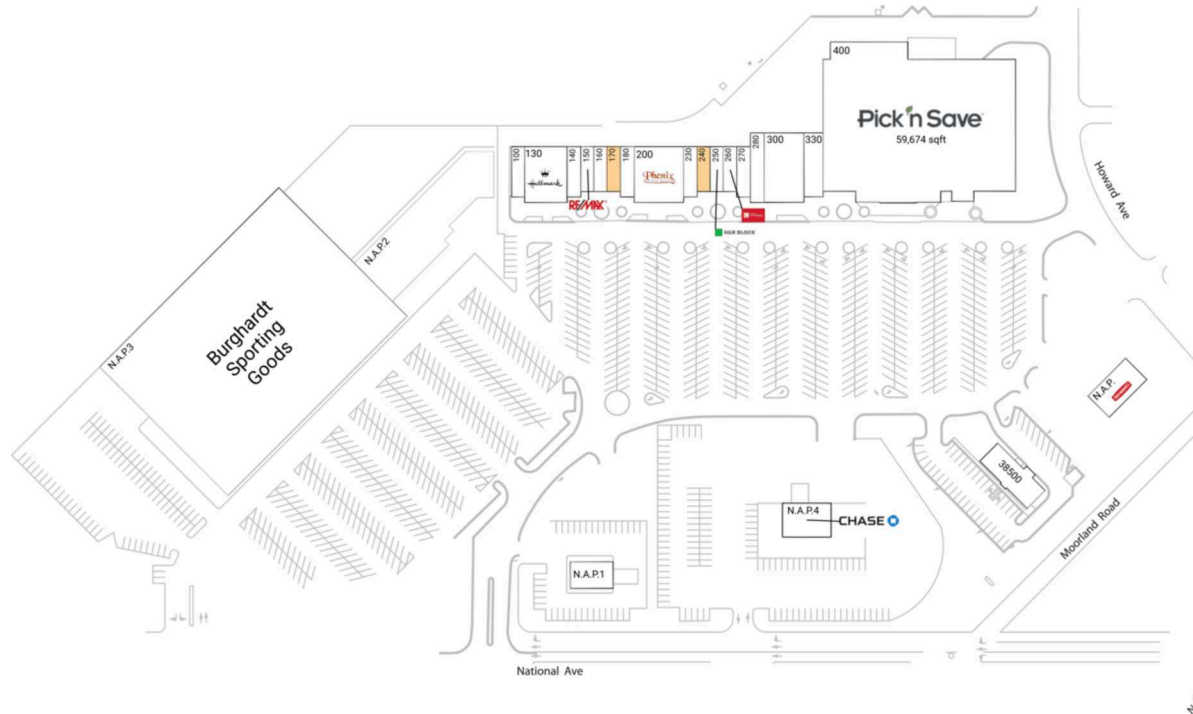
Surrounded by strong population with an average household income of \$104,000+ within a 3-mile radius

Established shopping center with many long term leases and strong Tenant mix.

Moorland Square Shopping Ctr

Milwaukee-Waukesha, WI

42.9764, -88.1053
15445 W National Avenue | New Berlin, WI 53151



Available Space

170	1,280 SF
240	1,280 SF

Current Retailers

N.A.P.	Papa Murphy's	0 SF
N.A.P.1	North Shore	0 SF
N.A.P.2	N.A.P.	0 SF
N.A.P.3	Burghardt Sporting Goods	0 SF
N.A.P.4	Chase	0 SF
100	What's In The Bowl	1,440 SF
130	Hallmark	4,750 SF
140	The Barbershop	1,398 SF
150	RE/MAX	1,280 SF
160	New China Resturant	1,280 SF
180	Mathnasium of New Berlin	1,440 SF
200	Phenix Salon Suites	5,615 SF
230	Hart Hearing Care Center	1,440 SF
250	H&R Block	1,280 SF
260	Cost Cutters	1,280 SF
270	CQ Nails	1,440 SF
280	Cryofit	2,028 SF
300	Fred Astaire Dance Studio	5,200 SF
330	Eyesite Vision Care Centers	2,576 SF
400	Pick 'n Save	59,674 SF
38500	Total Health Nutrition Center	3,622 SF

4171