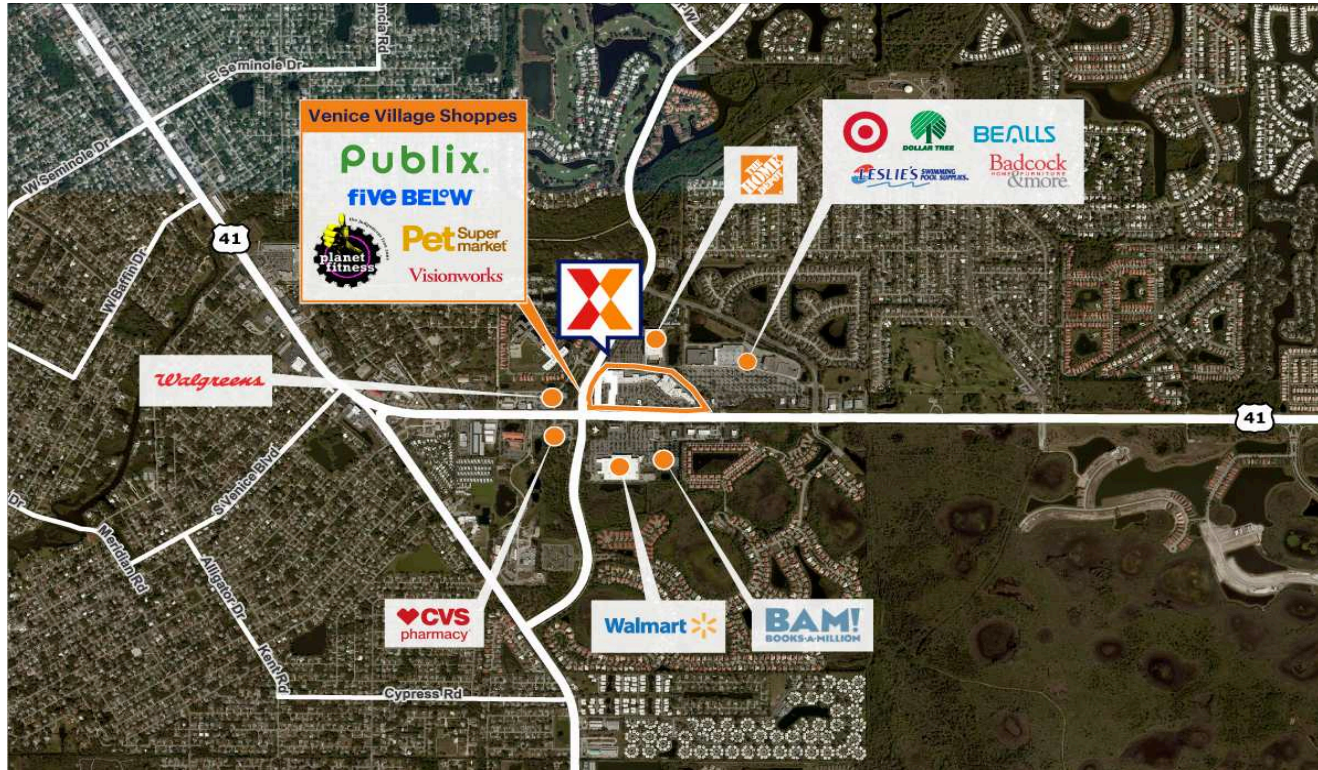


# Venice Village

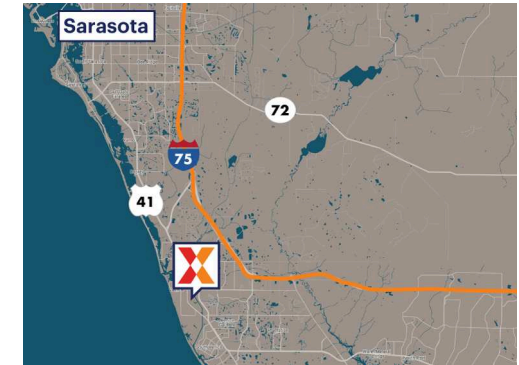
North Port-Sarasota-Bradenton, FL

27.0507, -82.3943

4105 South Tamiami Trail | Venice, FL 34293



**Center Size:** 175,342 SF



Demographics	1 Mile	3 Mile	5 Mile
	7,005	48,849	90,780
	3,522	23,933	45,430
	\$86,323	\$91,986	\$94,621

Centrally located in South Venice's primary retail corridor on Tamiami Trail near Target and Walmart

Recently redeveloped center included a teardown and rebuild of the Publix anchor, replacing it with a 48,000 square foot prototype.

Top national retailers including Planet Fitness, Five Below, Panera Bread and Pet Supermarket

The 5-year population growth of 3.5%, within a 3-mile radius, is 343% higher than the national average

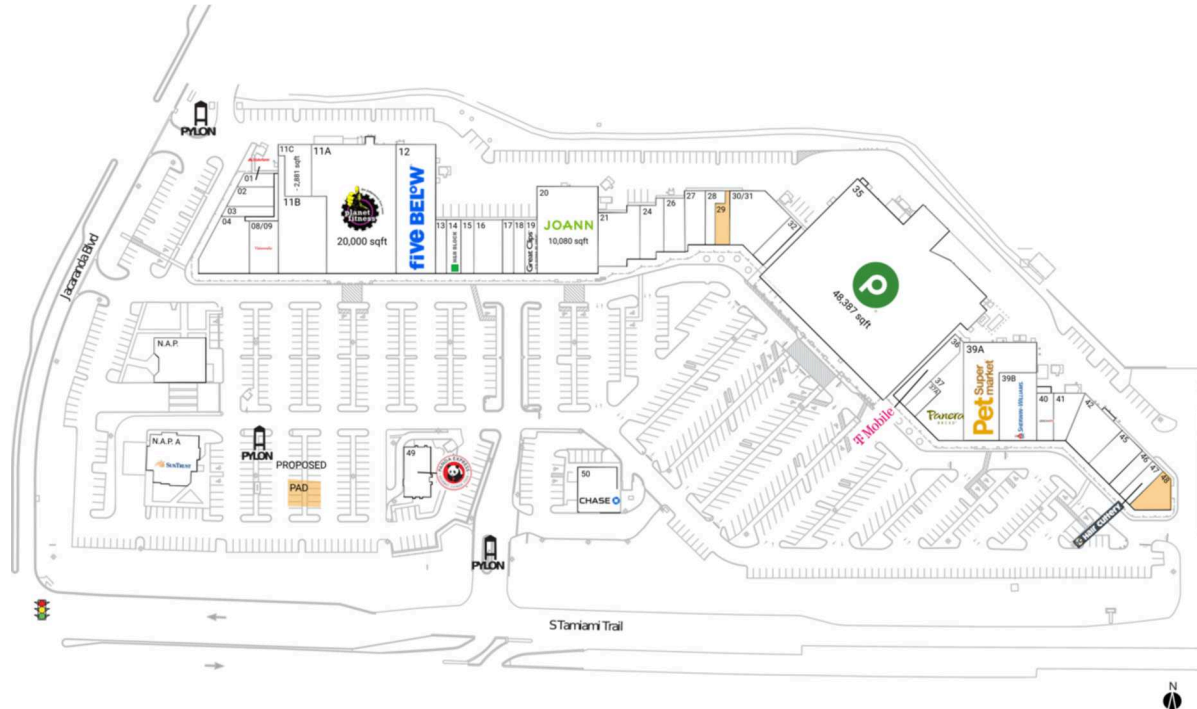
Affluent market with a median home value of \$429,000+ within 3 miles

# Venice Village

North Port-Sarasota-Bradenton, FL

27.0507, -82.3943

4105 South Tamiami Trail | Venice, FL 34293



## Available Space

PAD	0 SF
29	1,400 SF
48	1,884 SF

## Current Retailers

N.A.P.	Liberty Savings Bank	0 SF	24	Star Nails and Spa	2,910 SF
N.A.P. A	SunTrust Bank	0 SF	26	Venice Village Dental	2,036 SF
01	State Farm	863 SF	27	OneBlood	2,035 SF
02	Purify Urban Sweat Lodge	1,533 SF	28	Tampa Mattress Makers of South	1,200 SF
03	The UPS Store	984 SF	30/31	Bright Cross	5,214 SF
04	Skillet's	4,744 SF		Animal Clinic	
08/09	Visionworks	2,800 SF	32	Snowbirds Grille	1,480 SF
11A	Planet Fitness	20,000 SF	35	Publix	48,387 SF
11B	Elite Healthcare	6,845 SF	36	T-Mobile	2,331 SF
11C	-	2,881 SF	37	Panera Bread	5,100 SF
12	Five Below	8,900 SF	37A	Gulf Coast Sunglasses	1,000 SF
13	Just Fans	1,454 SF		Pet Supermarket	9,000 SF
14	H&R Block	1,450 SF	39A	Sherwin-Williams	4,500 SF
15	Optical Outlets	1,522 SF	39B	uBREAKiFiX	1,480 SF
16	Bodybar Pilates	2,583 SF	40	Hotworx	2,177 SF
17	Northland Hearing Center	1,100 SF	41	Rib City Grill	3,600 SF
18	Venetian Cleaners	1,110 SF	42	Italianos	2,600 SF
19	Great Clips	1,210 SF	45	More Space Place	1,300 SF
20	JOANN Fabric and Craft Stores	10,080 SF	46	Hair Cuttery	1,300 SF
21	The Sand Trap	4,090 SF	47	Panda Express	2,448 SF
			49	Chase	972 SF

1755