

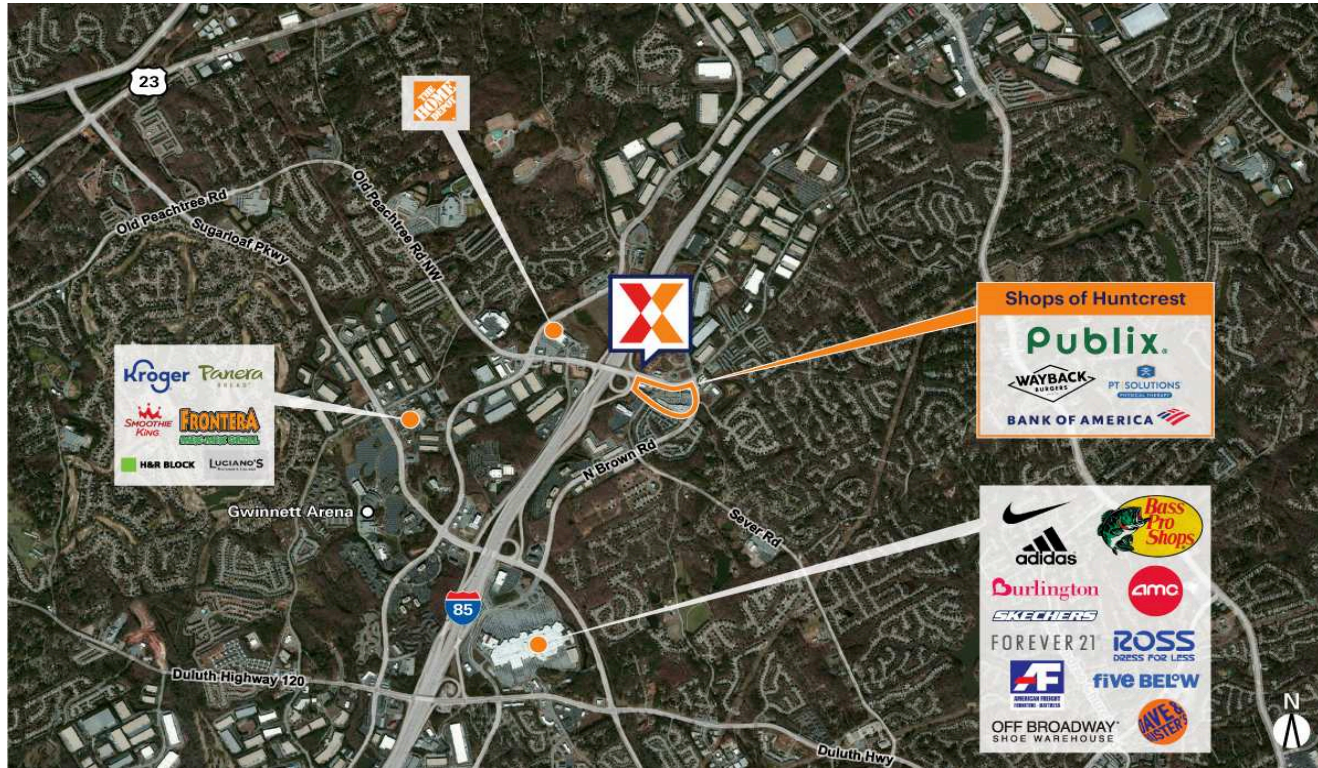


Shops of Huntcrest

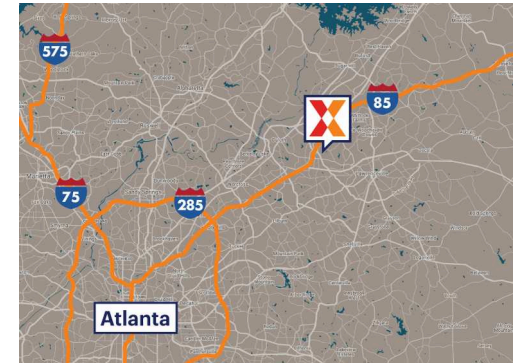
Atlanta-Sandy Springs-Roswell, GA

33.9998, -84.0688

1030-1032 Old Peachtree Road, NW | Lawrenceville, GA 30043



Center Size: 97,040 SF



| Demographics | 1 Mile | 3 Mile | 5 Mile |
|--------------|-----------|-----------|----------|
| | 9,344 | 72,966 | 217,091 |
| | 3,217 | 25,403 | 75,422 |
| | \$116,821 | \$108,894 | \$97,078 |

Publix-anchored center with national brands including Liberty Tax & Bank of America

Surrounded by an affluent, educated market with an average household income of \$127K+ and 48% with a college education within a 3-mile radius

Benefits from strong daytime population of 85K+ within 3 miles

Located off I-85 with visibility from 38K+ vehicles daily on Old Peachtree Rd NW (Kalibrate 2022)

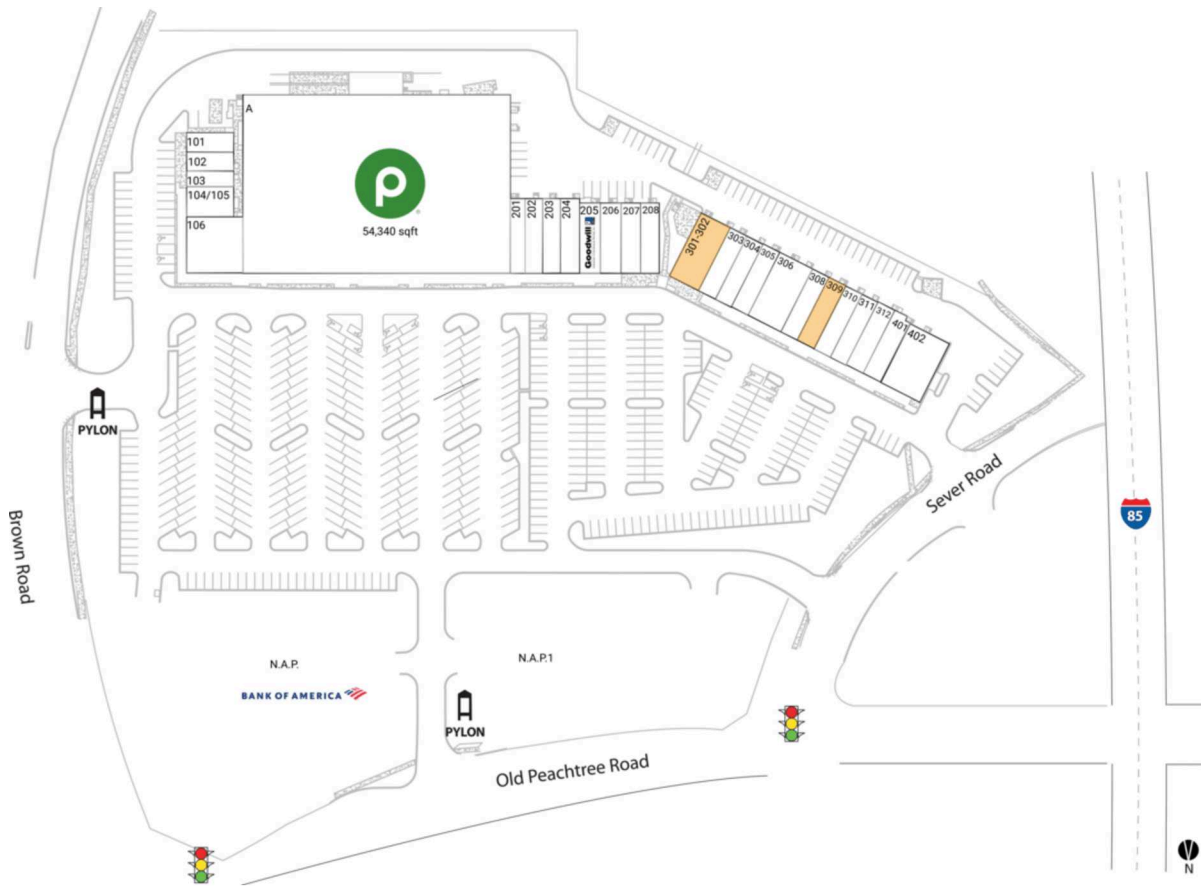
Proximity to the University of Georgia Gwinnett Campus and the 1.2M square foot Sugarloaf Mills outlet center

Shops of Huntcrest

Atlanta-Sandy Springs-Roswell, GA

33.9998, -84.0688

1030-1032 Old Peachtree Road, NW | Lawrenceville, GA 30043



Available Space

| | |
|---------|----------|
| 301-302 | 3,375 SF |
| 309 | 1,500 SF |

Current Retailers

| | | |
|---------|---|-----------|
| A | Publix | 54,340 SF |
| N.A.P. | Bank of America | 0 SF |
| N.A.P.1 | Piedmont Urgent Care | 0 SF |
| 101 | namoo solutions | 1,250 SF |
| 102 | Hair Clinique | 1,000 SF |
| 103 | Advanced Cleaners | 750 SF |
| 104/105 | Modern Aesthetics | 1,500 SF |
| 106 | Sushi Village | 3,600 SF |
| 201 | Your CBD Store | 1,200 SF |
| 202 | LifeSouth Community Blood Centers, Inc. | 1,200 SF |
| 203 | Saigon Cafe | 2,000 SF |
| 204 | Wow Poke & Juice | 2,000 SF |
| 205 | Goodwill | 1,500 SF |
| 206 | American Deli | 1,500 SF |
| 207 | City Nail & Tan | 1,500 SF |
| 208 | Wayback Burgers | 1,500 SF |
| 303 | Great Cuts | 1,125 SF |
| 304 | Axiom Staffing Group, Inc. | 1,500 SF |
| 305 | Fini's Pizzeria | 1,500 SF |
| 306 | PT Solutions Physical Therapy | 3,000 SF |
| 308 | Sarang Piano Studio | 1,500 SF |
| 310 | Jazzercise | 1,500 SF |
| 311 | Liberty Tax Service | 940 SF |
| 312 | Joshua Lee DDS | 2,060 SF |
| 401 | Warhammer | 1,400 SF |
| 402 | Southside Medical Center, Inc. Duluth | 2,800 SF |