

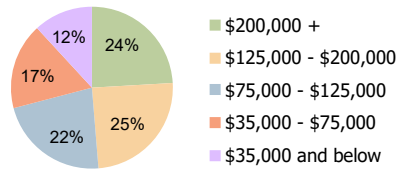
Barn Plaza Doylestown, PA	1.00 Mile Radius	3.00 Mile Radius	5.00 Mile Radius
------------------------------	------------------	------------------	------------------

Current Year Demographics

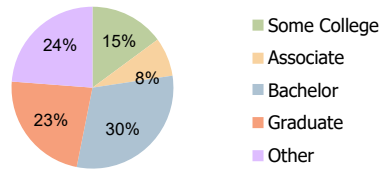
Current Population	3,894	47,125	114,191
Total Daytime Pop	5,791	58,759	116,963
Workplace Pop	2,058	26,551	51,797
Average Household Income	\$158,659	\$152,172	\$141,148
Average Disposable Income	\$118,578	\$113,315	\$105,826
Total Households	1,125	16,279	41,262
Median Home Value	\$612,626	\$556,550	\$484,483
College (4+)	43.6%	53.6%	51.6%
Total Consumer Spending/Capita (Weekly)	\$460	\$461	\$456
Population per Household	2.13	2.01	2.47
% of Households with Children	27.8%	32.0%	29.6%

2026 Demographic Projections

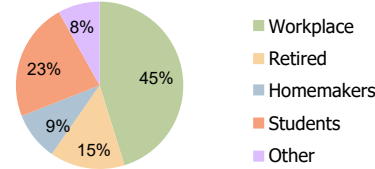
Projected Population	3,879	47,401	115,559
Projected 5 Year Annual Growth Rate (Pop)	-0.1%	0.1%	0.2%



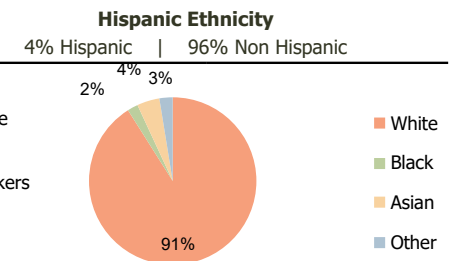
Household Income (3.00 Mile Radius)



Education (3.00 Mile Radius)



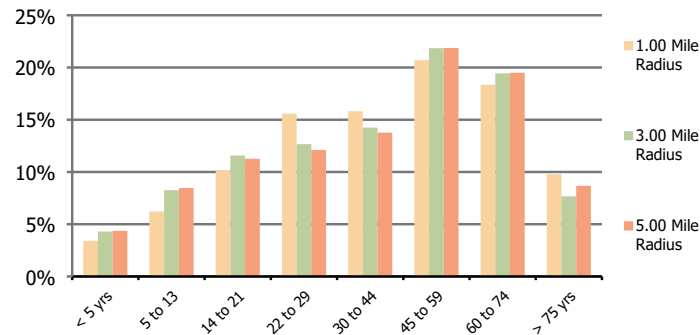
Daytime Population (3.00 Mile Radius)



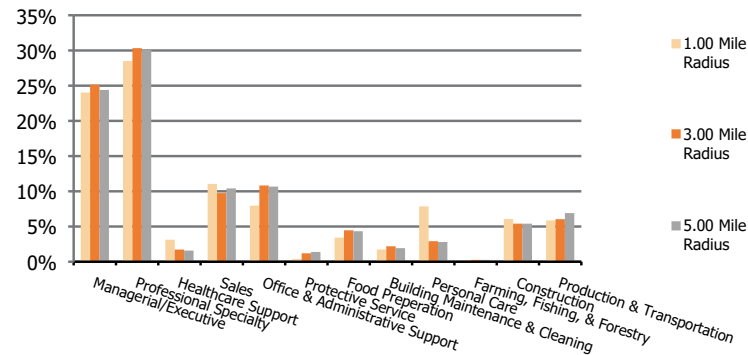
Race (3.00 Mile Radius)

Barn Plaza Doylestown, PA	1.00 Mile Radius	3.00 Mile Radius	5.00 Mile Radius
-------------------------------------	-------------------------	-------------------------	-------------------------

Population by Age Range



Occupation



Population	Current Estimated Population	3,894	47,125	114,191
	2010 Census Population	3,870	45,540	110,188
	2000 Census Population	3,480	39,202	96,451
	Historical Annual Growth 2000 to 2010	1.1%	1.5%	1.3%
	Estimated Annual Growth 2010 to 2021	0.1%	0.3%	0.3%
	Projected Annual Growth 2021 to 2026	-0.1%	0.1%	0.2%
Ethnic	Hispanic or Latino Population	3%	4%	3%
	Non Hispanic or Latino Population	97%	96%	97%
Race	White	90.8%	91.0%	91.1%
	Black or African American	4.2%	2.0%	1.8%
	Asian & Pacific Islander	2.8%	4.4%	5.0%
	Other Races	2.2%	2.6%	2.2%