

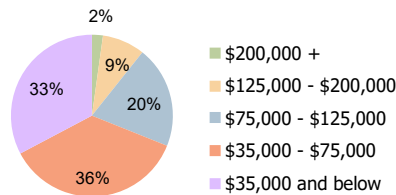
Cudahy Plaza Cudahy, CA	1.00 Mile Radius	3.00 Mile Radius	5.00 Mile Radius
----------------------------	------------------	------------------	------------------

Current Year Demographics

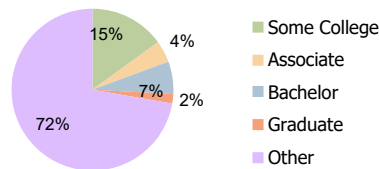
Current Population	49,778	372,279	954,539
Total Daytime Pop	39,360	335,925	889,397
Workplace Pop	7,410	91,637	269,908
Average Household Income	\$59,742	\$64,829	\$66,303
Average Disposable Income	\$52,024	\$55,269	\$56,423
Total Households	12,184	90,182	231,346
Median Home Value	\$565,291	\$577,081	\$566,936
College (4+)	7.3%	8.4%	9.1%
Total Consumer Spending/Capita (Weekly)	\$375	\$379	\$379
Population per Household	2.13	2.01	2.47
% of Households with Children	44.0%	43.2%	42.4%

2026 Demographic Projections

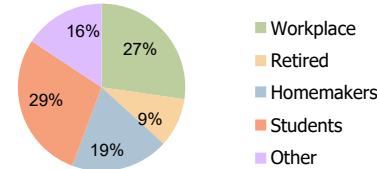
Projected Population	50,150	376,895	970,103
Projected 5 Year Annual Growth Rate (Pop)	0.1%	0.2%	0.3%



Household Income (3.00 Mile Radius)



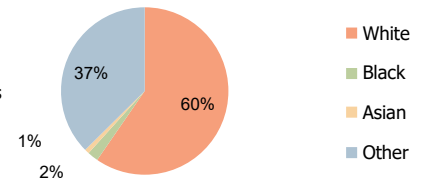
Education (3.00 Mile Radius)



Daytime Population (3.00 Mile Radius)

Hispanic Ethnicity

94% Hispanic | 6% Non Hispanic



Race (3.00 Mile Radius)

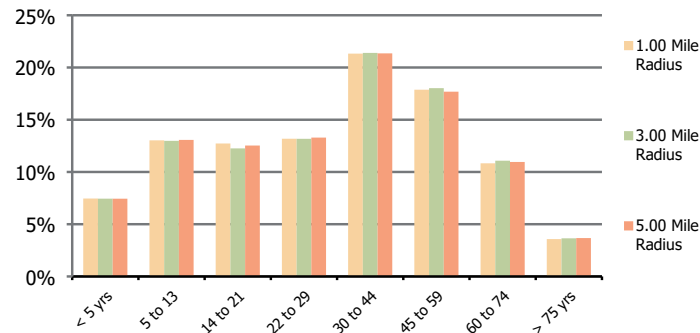
Cudahy Plaza
Cudahy, CA

1.00 Mile Radius

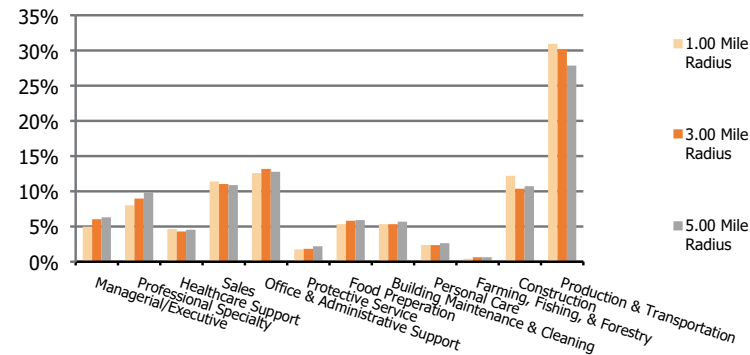
3.00 Mile Radius

5.00 Mile Radius

Population by Age Range



Occupation



Population	Current Estimated Population	49,778	372,279	954,539
	2010 Census Population	50,285	368,239	935,804
	2000 Census Population	51,129	376,157	919,087
	Historical Annual Growth 2000 to 2010	-0.2%	-0.2%	0.2%
	Estimated Annual Growth 2010 to 2021	-0.1%	0.1%	0.2%
	Projected Annual Growth 2021 to 2026	0.1%	0.2%	0.3%
Ethnic	Hispanic or Latino Population	95%	94%	87%
	Non Hispanic or Latino Population	5%	6%	13%
Race	White	63.3%	59.6%	50.5%
	Black or African American	1.0%	2.1%	7.7%
	Asian & Pacific Islander	0.6%	0.9%	1.4%
	Other Races	35.0%	37.4%	40.3%