

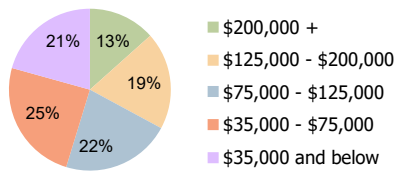
Falcaro's Plaza Lawrence, NY	1.00 Mile Radius	3.00 Mile Radius	5.00 Mile Radius
---------------------------------	------------------	------------------	------------------

Current Year Demographics

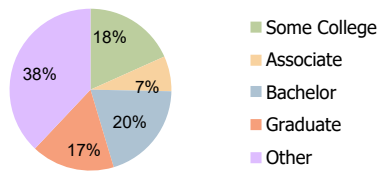
Current Population	21,250	159,631	457,449
Total Daytime Pop	31,668	146,741	384,482
Workplace Pop	19,761	58,793	142,407
Average Household Income	\$140,262	\$119,524	\$115,183
Average Disposable Income	\$96,240	\$85,603	\$86,599
Total Households	6,850	51,068	152,714
Median Home Value	\$675,411	\$635,828	\$560,256
College (4+)	45.0%	36.7%	34.1%
Total Consumer Spending/Capita (Weekly)	\$546	\$533	\$536
Population per Household	2.13	2.01	2.47
% of Households with Children	37.6%	34.1%	29.5%

2026 Demographic Projections

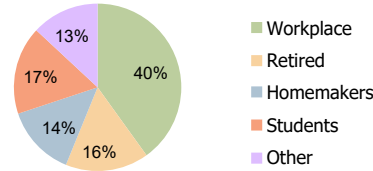
Projected Population	21,132	160,011	459,457
Projected 5 Year Annual Growth Rate (Pop)	-0.1%	0.0%	0.1%



Household Income (3.00 Mile Radius)



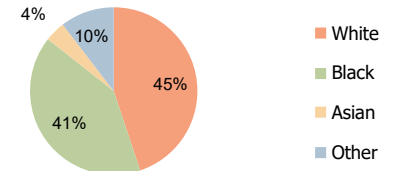
Education (3.00 Mile Radius)



Daytime Population (3.00 Mile Radius)

Hispanic Ethnicity

17% Hispanic | 83% Non Hispanic



Race (3.00 Mile Radius)

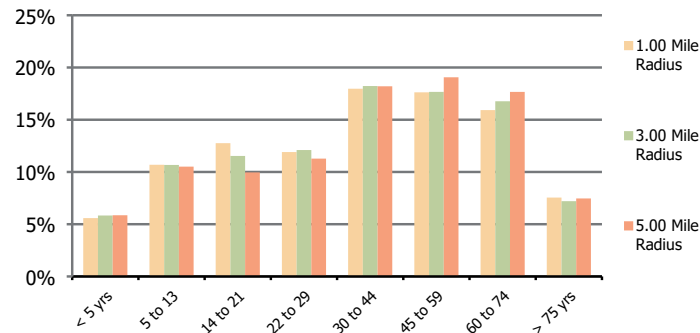
Falcaro's Plaza
 Lawrence, NY

1.00 Mile Radius

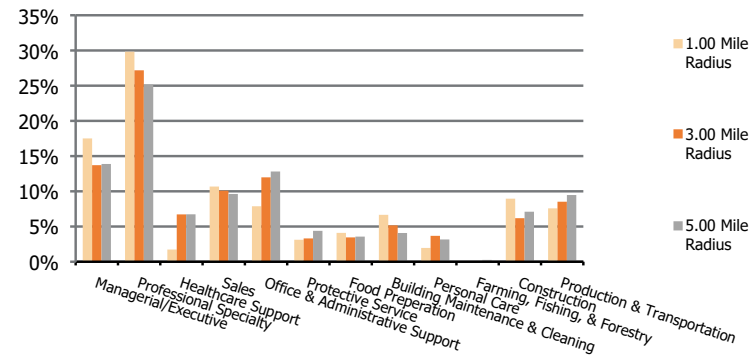
3.00 Mile Radius

5.00 Mile Radius

Population by Age Range



Occupation



Population	Current Estimated Population	21,250	159,631	457,449
	2010 Census Population	20,979	157,968	451,934
	2000 Census Population	20,116	151,996	449,217
	Historical Annual Growth 2000 to 2010	0.4%	0.4%	0.1%
	Estimated Annual Growth 2010 to 2021	0.1%	0.1%	0.1%
	Projected Annual Growth 2021 to 2026	-0.1%	0.0%	0.1%
Ethnic	Hispanic or Latino Population	22%	17%	15%
	Non Hispanic or Latino Population	78%	83%	85%
Race	White	74.9%	44.9%	38.6%
	Black or African American	8.1%	40.7%	46.9%
	Asian & Pacific Islander	2.8%	4.0%	4.6%
	Other Races	14.2%	10.4%	9.8%