

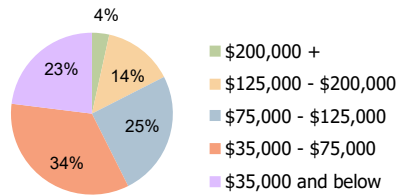
Florence Plaza Florence, KY	1.00 Mile Radius	3.00 Mile Radius	5.00 Mile Radius
--------------------------------	------------------	------------------	------------------

Current Year Demographics

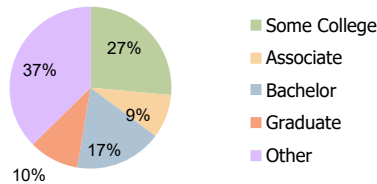
Current Population	7,783	64,132	135,437
Total Daytime Pop	18,170	87,287	176,491
Workplace Pop	11,763	55,238	103,297
Average Household Income	\$76,005	\$81,318	\$88,688
Average Disposable Income	\$63,062	\$65,982	\$70,248
Total Households	3,164	25,338	50,883
Median Home Value	\$195,936	\$197,212	\$206,837
College (4+)	26.3%	27.4%	31.0%
Total Consumer Spending/Capita (Weekly)	\$357	\$359	\$362
Population per Household	2.13	2.01	2.47
% of Households with Children	25.8%	29.7%	31.1%

2026 Demographic Projections

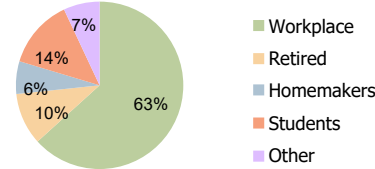
Projected Population	8,119	68,181	144,356
Projected 5 Year Annual Growth Rate (Pop)	0.9%	1.2%	1.3%



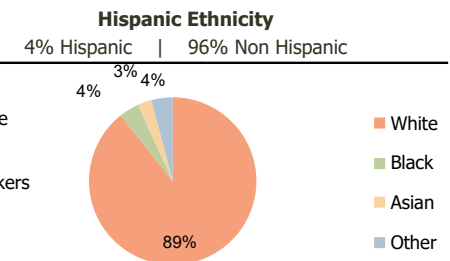
Household Income (3.00 Mile Radius)



Education (3.00 Mile Radius)



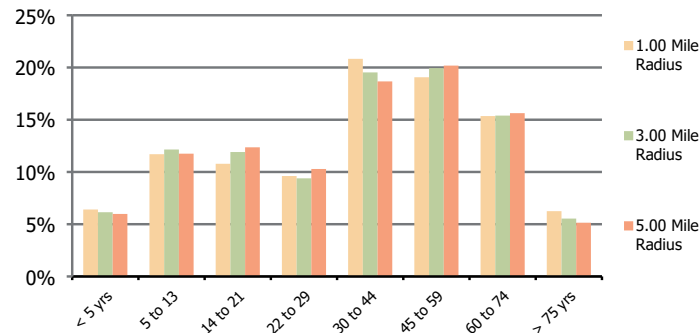
Daytime Population (3.00 Mile Radius)



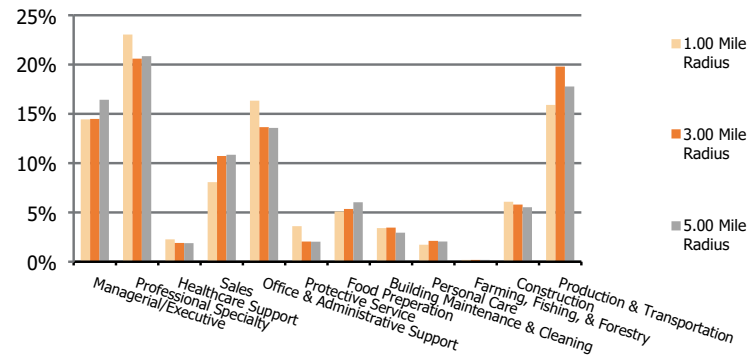
Race (3.00 Mile Radius)

Florence Plaza Florence, KY	1.00 Mile Radius	3.00 Mile Radius	5.00 Mile Radius
---------------------------------------	-------------------------	-------------------------	-------------------------

Population by Age Range



Occupation



Population	Current Estimated Population	7,783	64,132	135,437
	2010 Census Population	7,475	58,510	121,375
	2000 Census Population	6,896	45,621	98,827
	Historical Annual Growth 2000 to 2010	0.8%	2.5%	2.1%
	Estimated Annual Growth 2010 to 2021	0.4%	0.8%	1.0%
	Projected Annual Growth 2021 to 2026	0.9%	1.2%	1.3%
Ethnic	Hispanic or Latino Population	4%	4%	4%
	Non Hispanic or Latino Population	96%	96%	96%
Race	White	87.8%	89.3%	89.9%
	Black or African American	3.5%	3.8%	3.5%
	Asian & Pacific Islander	4.9%	2.7%	2.2%
	Other Races	3.8%	4.1%	4.3%