

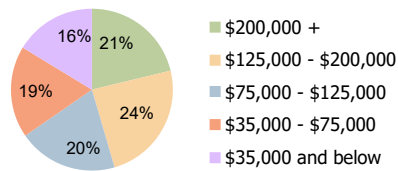
North Ridge Shopping Center New Rochelle, NY	1.00 Mile Radius	3.00 Mile Radius	5.00 Mile Radius
---	------------------	------------------	------------------

Current Year Demographics

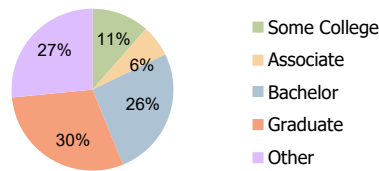
Current Population	9,775	185,227	443,854
Total Daytime Pop	7,747	176,504	399,329
Workplace Pop	2,229	58,994	134,596
Average Household Income	\$228,323	\$179,910	\$153,547
Average Disposable Income	\$130,837	\$104,385	\$94,229
Total Households	3,606	70,353	167,139
Median Home Value	\$855,753	\$672,958	\$616,975
College (4+)	72.7%	55.6%	47.1%
Total Consumer Spending/Capita (Weekly)	\$560	\$520	\$507
Population per Household	2.13	2.01	2.47
% of Households with Children	31.6%	29.8%	29.3%

2026 Demographic Projections

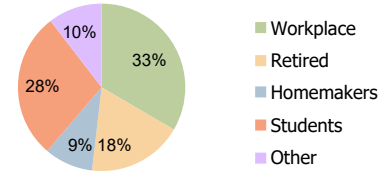
Projected Population	9,788	185,938	445,558
Projected 5 Year Annual Growth Rate (Pop)	0.0%	0.1%	0.1%



Household Income (3.00 Mile Radius)



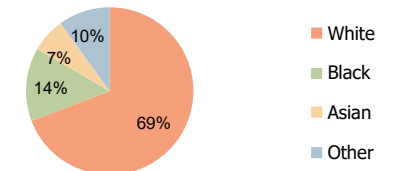
Education (3.00 Mile Radius)



Daytime Population (3.00 Mile Radius)

Hispanic Ethnicity

18% Hispanic | 82% Non Hispanic



Race (3.00 Mile Radius)

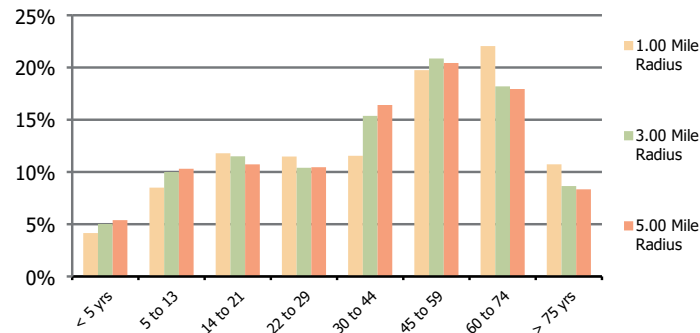
North Ridge Shopping Center
 New Rochelle, NY

1.00 Mile Radius

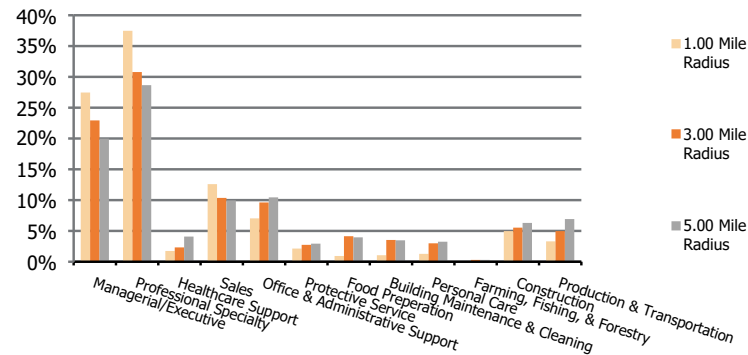
3.00 Mile Radius

5.00 Mile Radius

Population by Age Range



Occupation



Population	Current Estimated Population	9,775	185,227	443,854
	2010 Census Population	9,526	181,446	435,603
	2000 Census Population	9,486	176,270	432,420
	Historical Annual Growth 2000 to 2010	0.0%	0.3%	0.1%
	Estimated Annual Growth 2010 to 2021	0.2%	0.2%	0.2%
	Projected Annual Growth 2021 to 2026	0.0%	0.1%	0.1%
Ethnic	Hispanic or Latino Population	7%	18%	19%
	Non Hispanic or Latino Population	93%	82%	81%
Race	White	86.3%	69.2%	58.6%
	Black or African American	5.9%	14.2%	24.1%
	Asian & Pacific Islander	3.9%	6.6%	6.2%
	Other Races	3.9%	10.0%	11.1%