

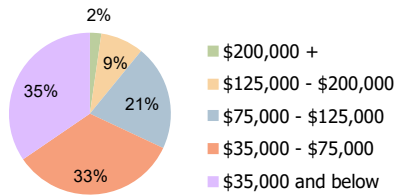
Park Hills Plaza Altoona, PA	1.00 Mile Radius	3.00 Mile Radius	5.00 Mile Radius
---------------------------------	------------------	------------------	------------------

Current Year Demographics

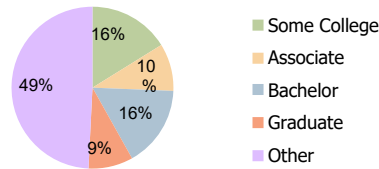
Current Population	5,500	35,215	73,130
Total Daytime Pop	8,475	46,777	83,758
Workplace Pop	5,617	22,468	34,782
Average Household Income	\$68,262	\$67,793	\$64,651
Average Disposable Income	\$56,134	\$53,807	\$52,000
Total Households	2,446	14,990	30,438
Median Home Value	\$151,207	\$130,639	\$121,466
College (4+)	27.6%	25.1%	22.5%
Total Consumer Spending/Capita (Weekly)	\$350	\$345	\$342
Population per Household	2.13	2.01	2.47
% of Households with Children	22.0%	22.8%	24.1%

2026 Demographic Projections

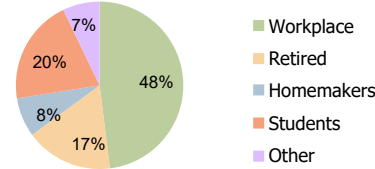
Projected Population	5,527	35,423	73,548
Projected 5 Year Annual Growth Rate (Pop)	0.1%	0.1%	0.1%



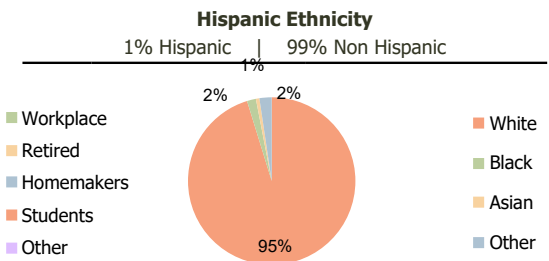
Household Income (3.00 Mile Radius)



Education (3.00 Mile Radius)



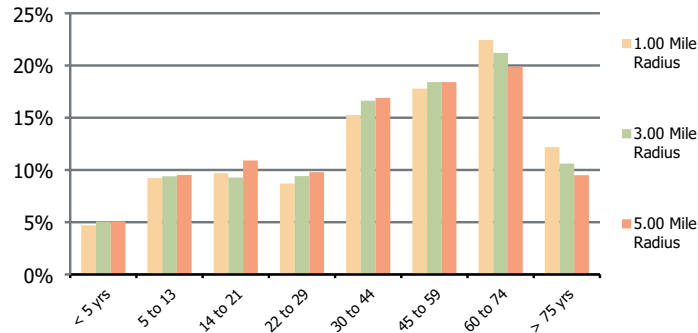
Daytime Population (3.00 Mile Radius)



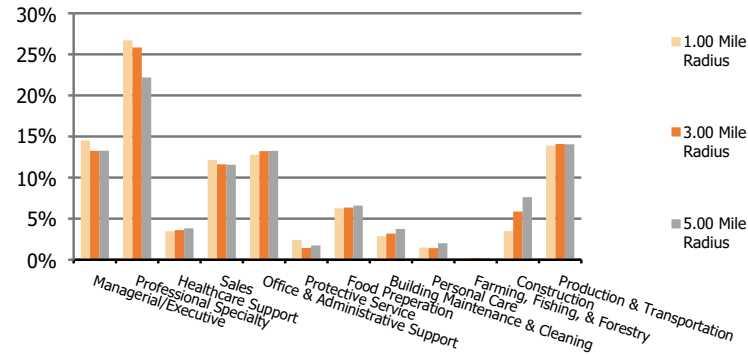
Race (3.00 Mile Radius)

Park Hills Plaza Altoona, PA	1.00 Mile Radius	3.00 Mile Radius	5.00 Mile Radius
--	-------------------------	-------------------------	-------------------------

Population by Age Range



Occupation



Population	Current Estimated Population	5,500	35,215	73,130
	2010 Census Population	5,503	36,248	75,683
	2000 Census Population	5,572	37,789	78,859
	Historical Annual Growth 2000 to 2010	-0.1%	-0.4%	-0.4%
	Estimated Annual Growth 2010 to 2021	0.0%	-0.3%	-0.3%
	Projected Annual Growth 2021 to 2026	0.1%	0.1%	0.1%
Ethnic	Hispanic or Latino Population	1%	1%	1%
	Non Hispanic or Latino Population	99%	99%	99%
Race	White	96.3%	95.2%	94.6%
	Black or African American	0.7%	1.7%	2.4%
	Asian & Pacific Islander	0.9%	0.7%	0.8%
	Other Races	2.1%	2.4%	2.2%