

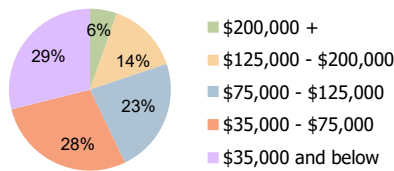
Waterbury Plaza Waterbury, CT	5 Mile Radius	7 Mile Radius	10 Mile Radius
----------------------------------	---------------	---------------	----------------

Current Year Demographics

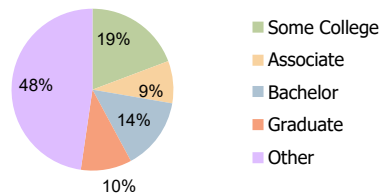
Current Population	150,234	217,717	360,425
Total Daytime Pop	150,255	199,071	322,765
Workplace Pop	51,766	65,852	113,808
Average Household Income	\$71,526	\$82,573	\$92,639
Average Disposable Income	\$57,341	\$65,909	\$72,388
Total Households	57,694	83,278	139,322
Median Home Value	\$199,474	\$230,710	\$256,072
College (4+)	20.3%	24.6%	29.4%
Total Consumer Spending/Capita (Weekly)	\$395	\$406	\$414
Population per Household	2.13	2.01	2.47
% of Households with Children	28.9%	28.3%	27.5%

2026 Demographic Projections

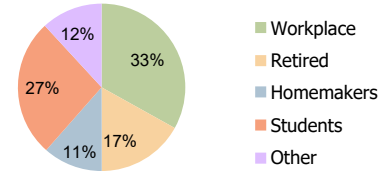
Projected Population	151,235	219,326	363,378
Projected 5 Year Annual Growth Rate (Pop)	0.1%	0.1%	0.2%



Household Income (7 Mile Radius)



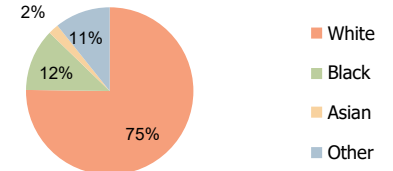
Education (7 Mile Radius)



Daytime Population (7 Mile Radius)

Hispanic Ethnicity

20% Hispanic | 80% Non Hispanic



Race (7 Mile Radius)

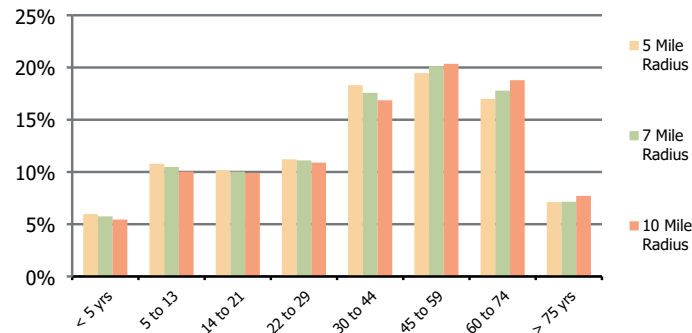
Waterbury Plaza
 Waterbury, CT

5 Mile Radius

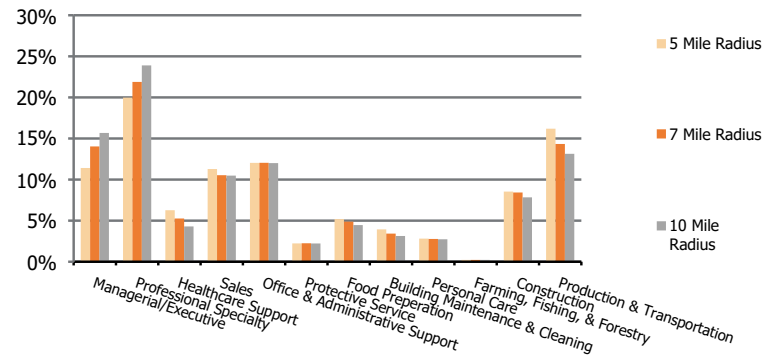
7 Mile Radius

10 Mile Radius

Population by Age Range



Occupation



Population	Current Estimated Population	150,234	217,717	360,425
	2010 Census Population	150,889	217,526	357,545
	2000 Census Population	145,189	207,970	341,960
	Historical Annual Growth 2000 to 2010	0.4%	0.5%	0.4%
	Estimated Annual Growth 2010 to 2021	0.0%	0.0%	0.1%
	Projected Annual Growth 2021 to 2026	0.1%	0.1%	0.2%
Ethnic	Hispanic or Latino Population	27%	20%	15%
	Non Hispanic or Latino Population	73%	80%	85%
Race	White	68.7%	75.2%	80.5%
	Black or African American	15.8%	12.0%	8.7%
	Asian & Pacific Islander	1.9%	2.0%	2.3%
	Other Races	13.6%	10.7%	8.4%