

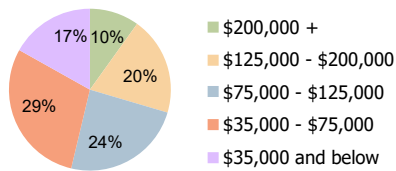
Bay Forest Houston, TX	1.00 Mile Radius	3.00 Mile Radius	5.00 Mile Radius
---------------------------	------------------	------------------	------------------

### Current Year Demographics

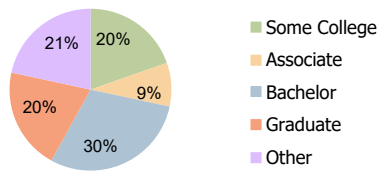
Current Population	12,037	75,578	154,438
Total Daytime Pop	17,088	106,355	177,919
Workplace Pop	4,204	58,089	89,018
Average Household Income	\$124,824	\$110,009	\$110,362
Average Disposable Income	\$95,817	\$86,353	\$86,672
Total Households	4,955	31,616	61,811
Median Home Value	\$301,765	\$286,032	\$278,415
College (4+)	55.9%	50.0%	44.3%
Total Consumer Spending/Capita (Weekly)	\$372	\$363	\$363
Population per Household	2.13	2.01	2.47
% of Households with Children	25.1%	25.5%	28.2%

### 2027 Demographic Projections

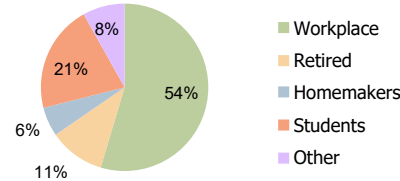
Projected Population	11,753	75,661	156,398
Projected 5 Year Annual Growth Rate (Pop)	-0.5%	0.0%	0.3%



Household Income (3.00 Mile Radius)



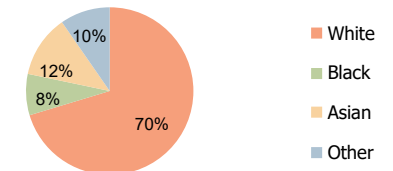
Education (3.00 Mile Radius)



Daytime Population (3.00 Mile Radius)

### Hispanic Ethnicity

20% Hispanic | 80% Non Hispanic



Race (3.00 Mile Radius)

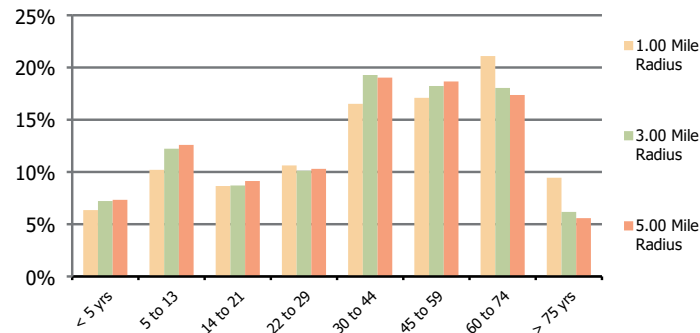


# Demographic Summary Report

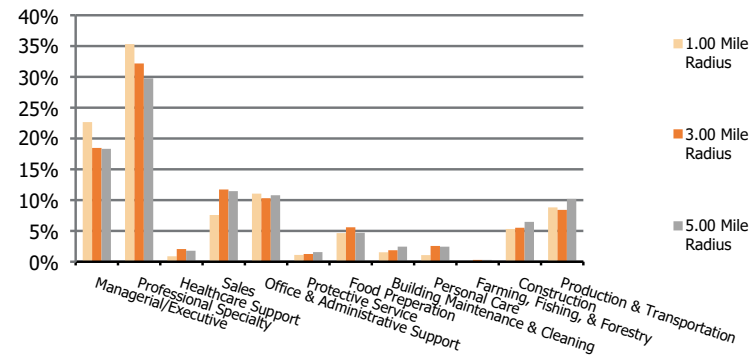
2000, 2010 Census, 2022 Estimates & 2027 Projections  
 Calculated using TAS Retrieval

<b>Bay Forest</b> Houston, TX	<b>1.00 Mile Radius</b>	<b>3.00 Mile Radius</b>	<b>5.00 Mile Radius</b>
----------------------------------	-------------------------	-------------------------	-------------------------

**Population by Age Range**



**Occupation**



<b>Population</b>	Current Estimated Population	12,037	75,578	154,438
	2010 Census Population	11,884	71,392	139,826
	2000 Census Population	11,476	69,507	126,332
	Historical Annual Growth 2000 to 2010	0.4%	0.3%	1.0%
	Estimated Annual Growth 2010 to 2022	0.1%	0.5%	0.8%
	Projected Annual Growth 2022 to 2027	-0.5%	0.0%	0.3%
<b>Ethnic</b>	Hispanic or Latino Population	14%	20%	23%
	Non Hispanic or Latino Population	86%	80%	77%
<b>Race</b>	White	77.3%	70.3%	72.7%
	Black or African American	4.4%	8.0%	8.1%
	Asian & Pacific Islander	10.6%	12.1%	10.0%
	Other Races	7.7%	9.6%	9.2%