

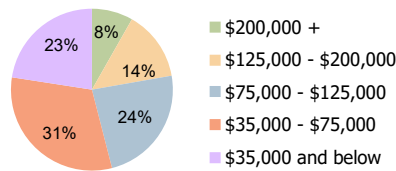
Beneva Village Shoppes Sarasota, FL	1.00 Mile Radius	3.00 Mile Radius	5.00 Mile Radius
--	------------------	------------------	------------------

Current Year Demographics

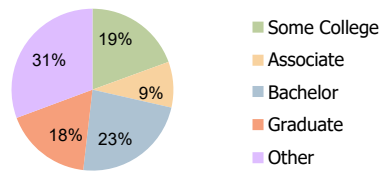
Current Population	10,407	74,434	147,314
Total Daytime Pop	8,987	77,201	150,889
Workplace Pop	3,609	31,704	60,315
Average Household Income	\$78,395	\$98,549	\$104,900
Average Disposable Income	\$66,105	\$76,873	\$80,193
Total Households	5,147	36,617	69,193
Median Home Value	\$634,612	\$645,934	\$648,434
College (4+)	35.1%	40.8%	40.6%
Total Consumer Spending/Capita (Weekly)	\$361	\$369	\$372
Population per Household	2.13	2.01	2.47
% of Households with Children	16.7%	15.3%	16.2%

2027 Demographic Projections

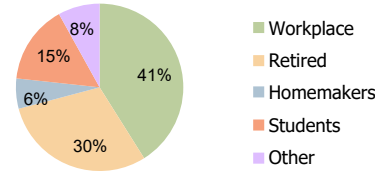
Projected Population	10,114	73,975	147,534
Projected 5 Year Annual Growth Rate (Pop)	-0.6%	-0.1%	0.0%



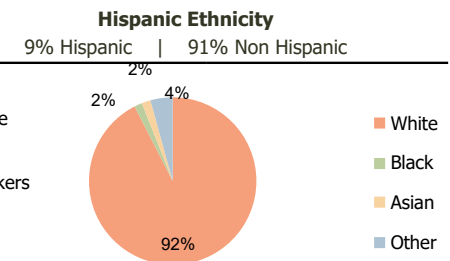
Household Income (3.00 Mile Radius)



Education (3.00 Mile Radius)



Daytime Population (3.00 Mile Radius)



Race (3.00 Mile Radius)



Demographic Summary Report

2000, 2010 Census, 2022 Estimates & 2027 Projections
 Calculated using TAS Retrieval

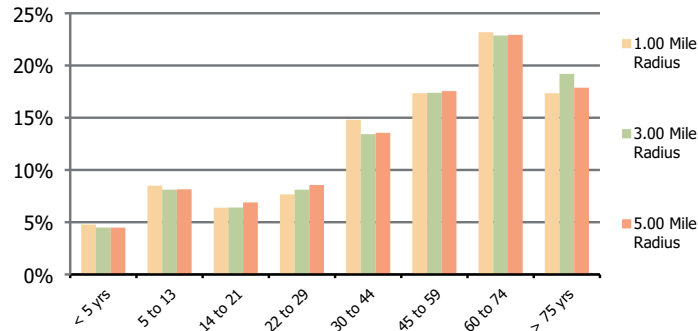
Beneva Village Shoppes
 Sarasota, FL

1.00 Mile Radius

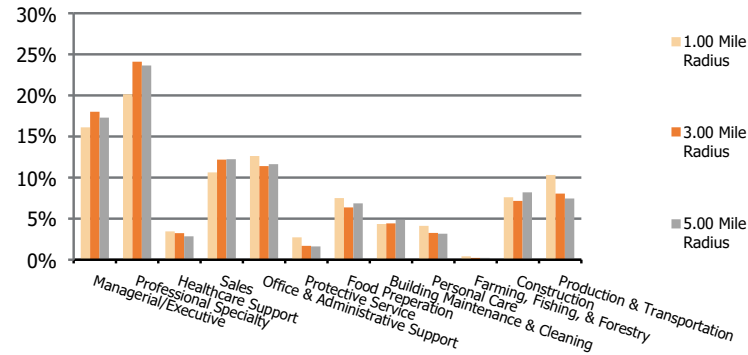
3.00 Mile Radius

5.00 Mile Radius

Population by Age Range



Occupation



Population	Current Estimated Population	10,407	74,434	147,314
	2010 Census Population	10,142	68,168	133,870
	2000 Census Population	10,621	68,243	130,876
	Historical Annual Growth 2000 to 2010	-0.5%	0.0%	0.2%
	Estimated Annual Growth 2010 to 2022	0.2%	0.7%	0.8%
	Projected Annual Growth 2022 to 2027	-0.6%	-0.1%	0.0%
Ethnic	Hispanic or Latino Population	10%	9%	9%
	Non Hispanic or Latino Population	90%	91%	91%
Race	White	92.2%	92.5%	92.3%
	Black or African American	1.9%	1.5%	2.0%
	Asian & Pacific Islander	1.1%	1.7%	1.7%
	Other Races	4.8%	4.3%	4.0%